

Description

Legacy General Purpose Relays

750R Series

DPDT and 3DPT, 10 A



Description

The 750R series octal base, plug-in relays offer clear or full-feature covers with multiple mounting options and accessories.



750R Clear Cover

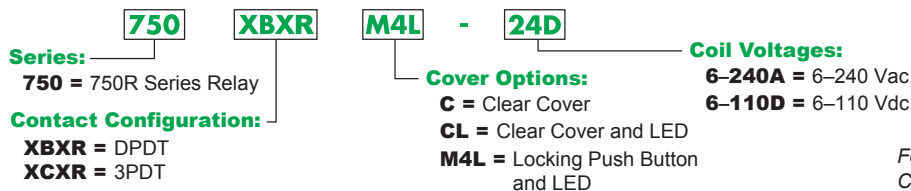


750R Full-Feature Cover

Feature	Benefit
Octal style mounting	Robust and historically proven mounting platform that provides excellent structural support
10 A max. switching current	Ideal choice for automation panels and controls
Clear or full-feature cover options	Full-feature covers include an LED indicator and a locking test button
DPDT and 3PDT contact configurations	Simultaneous control of separate circuits
Socket-mounting option	Simplified installation and maintenance; use of protection modules, hold-down clips, and other accessories
Gold-flashed contacts	Reduced contact oxidation and increased shelf life
Mechanical flag indicator (standard)	Display of the relay status during testing or operation

Contact Rating	Contact Configuration	Nominal Voltage	Coil Resistance (Ω)	Standard Part Number		
				Clear Cover	Clear Cover with LED	Full-Feature
10 A	DPDT	6 Vac, 50/60 Hz	3.9	750XBXRC-6A	—	—
		12 Vac, 50/60 Hz	16.9	750XBXRC-12A	750XBXRCL-12A	750XBXRM4L-12A
		24 Vac, 50/60 Hz	72	750XBXRC-24A	750XBXRCL-24A	750XBXRM4L-24A
		48 Vac, 50/60 Hz	290	—	—	750XBXRM4L-48A
		120 Vac, 50/60 Hz	1700	750XBXRC-120A	750XBXRCL-120A	750XBXRM4L-120A
		240 Vac, 50/60 Hz	6800	750XBXRC-240A	750XBXRCL-240A	750XBXRM4L-240A
		6 Vdc	3.9	750XBXRC-6D	—	750XBXRM4L-6D
		12 Vdc	120	750XBXRC-12D	750XBXRCL-12D	750XBXRM4L-12D
		24 Vdc	470	750XBXRC-24D	750XBXRCL-24D	750XBXRM4L-24D
	3PDT	48 Vdc	1800	750XBXRC-48D	750XBXRCL-48D	750XBXRM4L-48D
		110 Vdc	7300	750XBXRC-110D	750XBXRCL-110D	750XBXRM4L-110D
		24 Vac, 50/60 Hz	72	750XCXRC-24A	750XCXRCL-24A	750XCXRM4L-24A
		48 Vac, 50/60 Hz	290	—	—	750XCXRM4L-48A
		120 Vac, 50/60 Hz	1700	750XCXRC-120A	750XCXRCL-120A	750XCXRM4L-120A
		240 Vac, 50/60 Hz	6800	750XCXRC-240A	750XCXRCL-240A	750XCXRM4L-240A
		12 Vdc	120	750XCXRC-12D	750XCXRCL-12D	750XCXRM4L-12D
		24 Vdc	470	750XCXRC-24D	750XCXRCL-24D	750XCXRM4L-24D
		48 Vdc	1800	750XCXRC-48D	750XCXRCL-48D	750XCXRM4L-48D
110 Vdc	7300	750XCXRC-110D	750XCXRCL-110D	750XCXRM4L-110D		

Part Number Explanation



For more information, contact
Customer Service (1-847-441-2540).

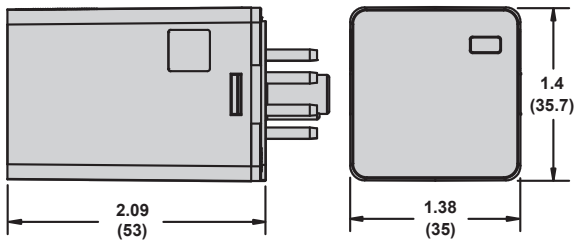
Specifications

Part Number		750BXR	750CXR
Contact Characteristics			
Terminal Style		Octal	Octal
Contact Material		Silver Alloy	Silver Alloy
Contact Configuration		DPDT	3PDT
Carrying Current		10 A	10 A
Maximum Switching Voltage		IEC: 250 Vac / 28 Vdc UL/CSA: 300 Vac / 30 Vdc	IEC: 250 Vac / 28 Vdc UL/CSA: 300 Vac / 30 Vdc
Rated Switching Current (Conforming to IEC AC-1 and DC-1)		N.O.: 10 A at 250 Vac / 28 Vdc N.C.: 5 A at 250 Vac / 28 Vdc	N.O.: 10 A at 250 Vac / 28 Vdc N.C.: 5 A at 250 Vac / 28 Vdc
Rated Switching Current (Conforming to UL)	Resistive	10 A at 277 Vac, 50/60 Hz, 200 k cycles 10 A at 30 Vdc, 200 k cycles	10 A at 277 Vac, 50/60 Hz, 200 k cycles 10 A at 30 Vdc, 200 k cycles
	Motor	1/3 hp at 120 Vac, 6 k cycles 1 hp at 277 Vac, 6 k cycles	1/3 hp at 120 Vac, 6 k cycles 1 hp at 277 Vac, 6 k cycles
	Pilot Duty	B300, 6 k cycles	B300, 6 k cycles
Minimum Switching Requirement		10 mA at 17 Vdc	10 mA at 17 Vdc
Coil Characteristics			
Maximum Operating Voltage		110% (AC/DC)	
Maximum Pickup Voltage		85% (AC); 80% (DC)	
Drop-out Voltage Threshold		15% (AC); 10% (DC)	
Average Consumption		3 VA (AC); 1.4 W (DC)	
General Characteristics			
Electrical Life at Rated Load		100,000 operations	
Mechanical Life		5,000,000 operations	
Operating Time		20 ms	
Dielectric Strength	Between Coil and Contact (AC)	2500 V (rms)	
	Between Poles (AC)	2000 V (rms)	
	Between Contacts (AC)	1500 V (rms)	
Ambient Air Temperature Around the Device	Storage	-40 to +85 °C (-40 to +185°F)	
	Operation	-40 to +55 °C (-40 to +131°F)	
Vibration Resistance—In Operation		±1 mm (10–35 Hz) and 3 gn (35–150 Hz)	
Shock Resistance		10 gn	
Degree of Protection (Housing Only)		IP40	
Weight		83 g (2.93 oz)	
Agency Approvals		UL with socket, UR (E164862), CE, CSA (LR44087), RoHS	

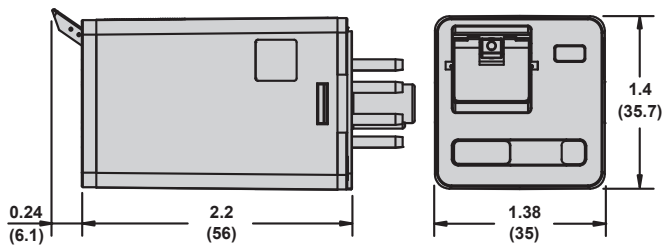
Note: Actual product performance may vary depending on the application and environmental conditions.

Dimensions, in. (mm)

Clear Cover Dimensions



Full-Feature Cover Dimensions



Wiring Diagrams

