



Quality Products. Service Excellence.

Audio Broadcast Quality 800A Series

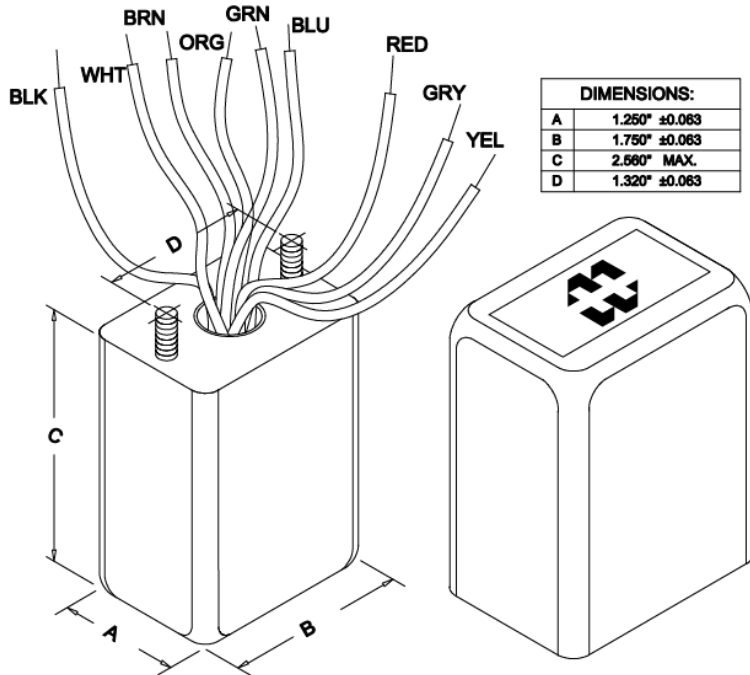
Features



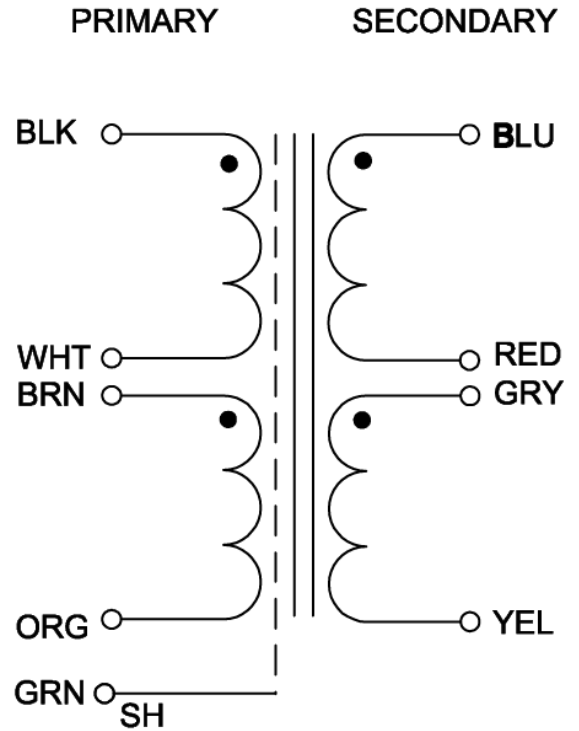
- Deep-drawn steel case with tin plated finish, with two convenient 6-32 mounting studs with hardware.
- Includes wire leads (minimum length of 4").
- Frequency response +/- 0.5 db max. from 50 Hz. to 15 KHz.
- Insertion loss of apx. 1 db.
- Maximum power level +15 dbm. (except 841A, 842A & 844A which are +20 dbm) with specified characteristics, or higher levels with reduced low frequency performance.
- Electrostatic shield between pri. & sec.
- Humbucking construction
- Balanced split windings on pri. & sec. for circuit versatility. Primary may be used as a secondary and vice versa for impedance matching.
- Overall dimensions 1.75" (44.5 mm) wide x 1.25" (31.8 mm) deep x 2.56" (65 mm) high max.
- Shipping weight 0.5 lb. (0.2 kg)



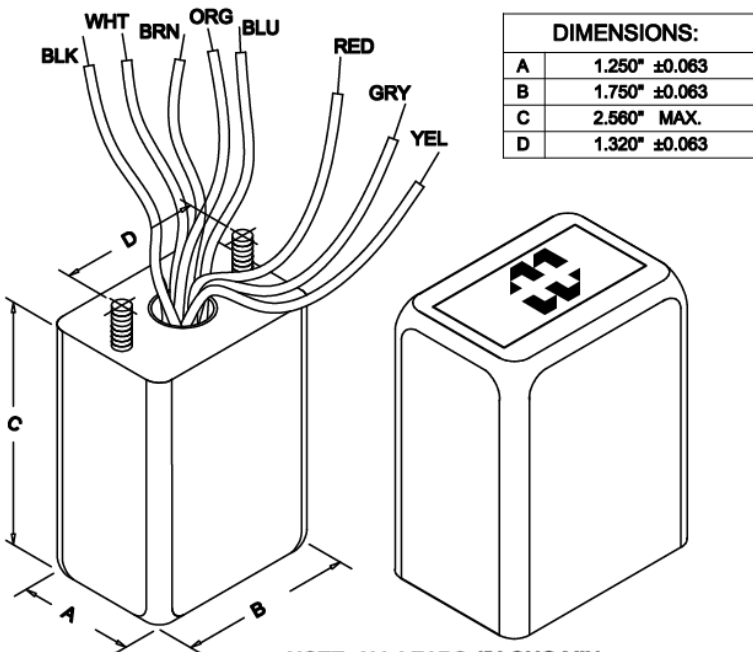
801A - 813A



DIMENSIONS:	
A	1.250" ±0.063
B	1.750" ±0.063
C	2.560" MAX.
D	1.320" ±0.063

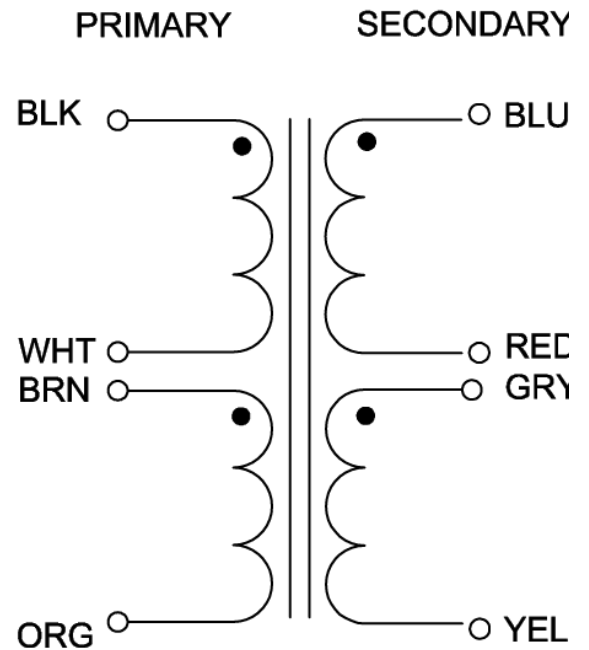


832A - 844A



DIMENSIONS:	
A	1.250" ±0.063
B	1.750" ±0.063
C	2.560" MAX.
D	1.320" ±0.063

NOTE: ALL LEADS 4" LONG MIN.



Part No.	Application	Nominal Impedance (Ohms)		Max. Primary D.C. Unbalanced Current (ma.)
		Primary	Secondary	

Part No.	Application	Nominal Impedance (Ohms)		Max. Primary D.C. Unbalanced Current (ma.)
		Primary	Secondary	
801A	Isolating, Matching	*50/200	50/200	0.8
802A	Isolating, Matching	*50/200 (60/240)	125/500 (150/600)	0.8
804A	Isolating, Matching, Hybrid	*125/500 (150/600)	125/500 (150/600)	0.5
806A	Dynamic MIC or Voice Coil to Grid	*7.5/30	10K/40K	1.6
807A	Dynamic MIC or Voice Coil to Base	*7.5/30	600/2400	1.6
808A	MIC or Mixer to Single or P.P. Grid	*50/200	10000/40000	0.6
809A	MIC to Mixer to Base	*50/200	600/2400	0.6
812A	Line or 150 ohm MIC to 1 or 2 Grids	*125/500 (150/600)	10K/40K (12K/48K)	0.4
813A	Line or 150 ohm MIC to Base	*125/500 (150/600)	600/2400 (720/2880)	0.4
832A	Interstage (ratio 1:2)	5K/20K	20K/80K	0
834A	Interstage (ratio 1:4)	5K/20K	10K/40K	0
835A	Interstage (ratio 1:1)	10K/40K	10K/40K	0
841A	** P.P. Plates to Line	5K/20K	50/200	0
842A	** P.P. Plates to Line	5K/20K (6K/24K)	125/500 (150/600)	0
844A	** P.P. Plates to Line	10K/40K (12K/48K)	125/500 (150/600)	0

* Electrostatic shield between primary & secondary ** Single plate requires parallel feed. When operating at impedances below nominal, power capability is lower and the frequency spectrum is shifted downward, conversely, at higher impedances power capability and frequency spectrum will be shifted upward.

Data subject to change without notice

© 2022. Hammond Manufacturing Ltd. All rights reserved.