

AZKUP

13 AMP GENERAL PURPOSE POWER RELAY

FEATURES

- Plug-in / solder terminals
- SPDT through 3PDT arrangement
- High switching capacity
- AC and DC coils
- Unique Armature stop, maintains adjustment
- Class F Insulation
- UL, CUR file E44211



CONTACTS

Arrangement	SPDT (1 Form C) DPDT (2 Form C) 3PDT (3 Form C)
UL / CUR Ratings	13 A at 120 VAC 13 A at 277 VAC [1] 3 A at 600 VAC 1/3 HP at 120 VAC 1/2 HP at 277 VAC [1] 10 A at 28 VDC 1HP at 277 VAC - 3 phase 3/4 HP at 600 VAC B600 Pilot Duty [1] 3 pole devices rated at 6.66 A when switching greater than 150 VAC unless polarity is the same on all poles.
Material	Silver cadmium oxide, gold flash (movable) Fine silver, gold flash (stationary)
Resistance	< 50 milliohms initially (24 V, 1 A voltage drop method)

COIL

Power	
At Pickup Voltage (typical)	DC: 675 mW AC: 1.6 VA
Max. Continuous Dissipation	DC: 2.0 W at 20°C (68°F) AC: 3.7 VA at 20°C (68°F)
Temperature	155°C (311°F)

NOTES

1. All values at 20°C (68°F).
2. Relay may pull in with less than "Must Operate" value.
3. Specifications subject to change without notice.

GENERAL DATA

Life Expectancy Mechanical Electrical	Minimum operations 1 x 10 ⁷ operations 1x 10 ⁵ at rated load
Operate Time	15 msec max. at nominal coil voltage
Release Time	15 msec at nominal coil voltage
Dielectric Strength (at sea level for 1 min.)	2200 Vrms coil to contact 800 Vrms contact to contact 2200 Vrms between contact sets
Insulation Resistance	100 megohms min. at 500 VDC, 20°C, 50% RH
Dropout	DC: > 10% of nominal coil voltage AC: > 30% of nominal coil voltage
Ambient Temperature Operating Storage	-45° C (-49°F) to 55° C (131° F) AC coil -45° C (-49°F) to 70° C (158° F) DC coil -45° C (-49°F) to 155°C (311°F)
Vibration	0.062" DA at 10-55 Hz
Shock	20 g
Enclosure	Polycarbonate
Terminals	Plug-In/ QC
Max. Solder Temp.	250° C (482° F)
Max. Solder Time	5 seconds
Weight	85 grams



AMERICAN ZETTLER, INC.

www.azettler.com

75 COLUMBIA • ALISO VIEJO, CA 92656 • PHONE: (949) 831-5000 • FAX: (949) 831-8642 • E-MAIL: SALES@AZETTLER.COM

8/5/04W

RELAY ORDERING DATA

STANDARD RELAYS: DC Coil					
COIL SPECIFICATIONS					ORDER NUMBER* SPDT
Nominal Coil VDC	Must Operate VDC	Max. Continuous VDC	Nominal Current mA $\pm 10\%$	Coil Resistance $\pm 10\%$	
12	9.0	15.6	100	120	AZKUP-1C-12D
24	18.0	31.2	50	480	AZKUP-1C-24D
110	82.5	143.0	11	10000	AZKUP-1C-110D

*For DPDT or 3PDT substitute "-2C" or "-3C" for "-1C". Add suffix "K" for flange mount cover

STANDARD RELAYS: AC Coil-SPDT-Flange Mount Cover					
COIL SPECIFICATIONS					ORDER NUMBER
Nominal Coil VAC	Must Operate VAC	Max. Continuous VAC	Nominal Coil Power VA	Coil Resistance $\pm 10\%$	
120	102.0	156.0	2	2025	AZKUP-1C-120AK
240	204.0	312.0	2	8000	AZKUP-1C-240AK

STANDARD RELAYS: AC Coil- DPDT					
COIL SPECIFICATIONS					ORDER NUMBER*
Nominal Coil VAC	Must Operate VAC	Max. Continuous VAC	Nominal Coil Power VA	Coil Resistance $\pm 10\%$	
12	10.2	15.6	2.2	18	AZKUP-2C-12A
24	20.4	31.2	2.2	72	AZKUP-2C-24A
120	102.0	156.0	2.2	1850	AZKUP-2C-120A
240	204.0	312.0	2.2	7200	AZKUP-2C-240A

*Add suffix "K" for flange mount cover

STANDARD RELAYS: AC Coil - 3PDT					
COIL SPECIFICATIONS					ORDER NUMBER*
Nominal Coil VAC	Must Operate VAC	Max. Continuous VAC	Nominal Coil Power VA	Coil Resistance $\pm 10\%$	
12	10.2	15.6	2.2	18	AZKUP-3C-12A
24	20.4	31.2	2.2	72	AZKUP-3C-24A
120	102.0	156.0	2.2	1850	AZKUP-3C-120A
240	204.0	312.0	2.2	7200	AZKUP-3C-240A

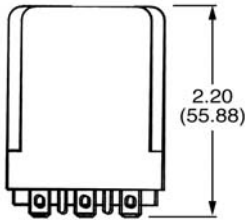
*Add suffix "K" for flange mount cover



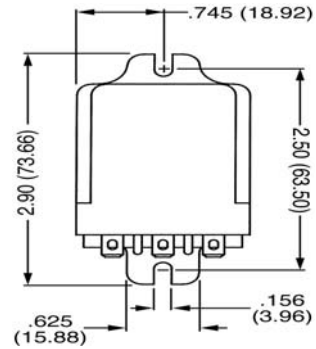
AZKUP

Mechanical Data

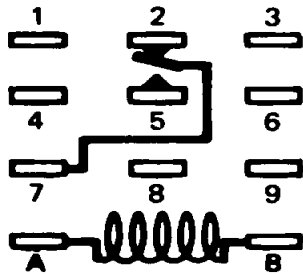
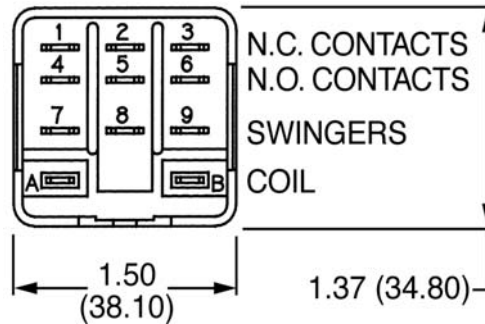
Standard Cover



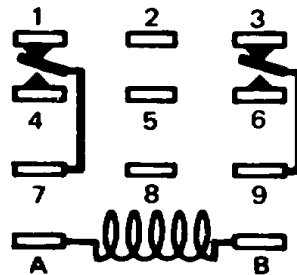
Flanged Cover "K" Suffix



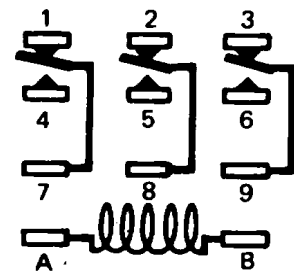
.187 (4.75) x .020 (0.51)
Q.C. MALE TERMINALS



SPDT



DPDT



3PDT

Dimensions in inches with metric equivalents in parentheses. Tolerance: $\pm .010$ "



AMERICAN ZETTLER, INC.

www.azettler.com

75 COLUMBIA • ALISO VIEJO, CA 92656 • PHONE: (949) 831-5000 • FAX: (949) 831-8642 • E-MAIL: SALES@AZETTLER.COM

8/5/04W

AZKUP

Popular Cross- Reference

Potter & Brumfield	AZ p/n	Magnecraft & Struthers-Dunn	Midtex
KUP5D15-12	AZKUP-1C-12D	A283XAXC-12D	
KUP5D15-24	AZKUP-1C-24D	A283XAXC-24D	
KUP5D15-110	AZKUP-1C-110D	A283XAXC-110D	
KUP11D15-12	AZKUP-2C-12D	A283XBXC-12D	157-22B200
KUP11D15-24	AZKUP-2C-24D	A283XBXC-24D	157-22C200
KUP11D15-110	AZKUP-2C-110D	A283XBXC-110D	157-22F200
KUP14D15-12	AZKUP-3C-12D	A283XCXC-12D	157-23B200
KUP14D15-24	AZKUP-3C-24D	A283XCXC-24D	157-23C200
KUP14D15-110	AZKUP-3C-110D	A283XCXC-110D	157-23F200
KUP11A15-12	AZKUP-2C-12A	A283XBXC-12A	157-22P200
KUP11A15-24	AZKUP-2C-24A	A283XBXC-24A	157-22Q200
KUP11A15-120	AZKUP-2C-120A	A283XBXC-120A	157-22T200
KUP11A15-240	AZKUP-2C-240A	A283XBXC-240A	157-22U200
KUP14A15-12	AZKUP-3C-12A	A283XCXC-12A	157-23P200
KUP14A15-24	AZKUP-3C-24A	A283XCXC-24A	157-23Q200
KUP14A15-120	AZKUP-3C-120A	A283XCXC-120A	157-23T200
KUP14A15-240	AZKUP-3C-240A	A283XCXC-240A	157-23U200
KUP5D55-12	AZKUP-1C-12DK	A283XAXC1-12D	
KUP5D55-24	AZKUP-1C-24DK	A283XAXC1-24D	
KUP5D55-110	AZKUP-1C-110DK	A283XAXC1-110D	
KUP11D55-12	AZKUP-2C-12DK	A283XBXC1-12D	157-32B200
KUP11D55-24	AZKUP-2C-24DK	A283XBXC1-24D	157-32C200
KUP11D55-110	AZKUP-2C-110DK	A283XBXC1-110D	157-22F200
KUP14D55-12	AZKUP-3C-12DK	A283XCXC1-12D	157-33B200
KUP14D55-24	AZKUP-3C-24DK	A283XCXC1-24D	157-33C200
KUP14D55-110	AZKUP-3C-110DK	A283XCXC1-110D	157-33F200
KUP5A55-120	AZKUP-1C-120AK	A283XAXC1-120A	
KUP5A55-240	AZKUP-1C-240AK	A283XAXC1-240A	
KUP11A55-120	AZKUP-2C-12AK	A283XBXC1-12A	157-32P200
KUP11A55-24	AZKUP-2C-24AK	A283XBXC1-24A	157-32Q200
KUP11A55-120	AZKUP-2C-120AK	A283XBXC1-120A	157-32T200
KUP11A55-240	AZKUP-2C-240AK	A283XBXC1-240A	157-32U200
KUP14A55-12	AZKUP-3C-12AK	A283XCXC1-12A	157-33P200
KUP14A55-24	AZKUP-3C-24AK	A283XCXC1-24A	157-33Q200
KUP14A55-120	AZKUP-3C-120AK	A283XCXC1-120A	157-33T200
KUP14A55-240	AZKUP-3C-240AK	A283XCXC1-240A	157-33U200



AMERICAN ZETTLER, INC.

www.azettler.com

75 COLUMBIA • ALISO VIEJO, CA 92656 • PHONE: (949) 831-5000 • FAX: (949) 831-8642 • E-MAIL: SALES@AZETTLER.COM

8/5/04W