

Type TSF / TSF-P Time Delay Glass Tube Fuse 3.6mm x 10 mm



www.optifuse.com (619) 593-5050

Agency Standards and Listings:



UL (CUL) – 125mA-10A
CSA – 100mA-10A

Physical Specifications:

Fuse Type: 3.6 Ø x 10mm

Lead Wire:

Diameter Ø 0.6mm – 100mA ~ 7A

Diameter Ø 0.8mm – 8A ~ 15A

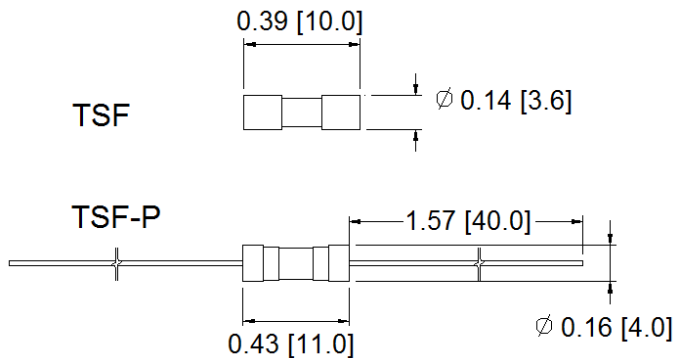
Electrical Characteristics

Rated Current	100%	200%
	Min	Max
100mA ~ 15A	4h	60s

Interrupting Ratings

50A at 250V AC

Mechanical Dimensions: Inches [mm]



Cartridge Part No.	Axial Lead Part No.	Ampere Rating	Voltage Rating (V)	Nominal Melting I ² t A ² Sec
TSF-100mA	TSF-P-100mA	100mA	250V	0.02127
TSF-125mA	TSF-P-125mA	125mA		0.02058
TSF-150mA	TSF-P-150mA	150mA		0.04566
TSF-160mA	TSF-P-160mA	160mA		0.04362
TSF-200mA	TSF-P-200mA	200mA		0.07841
TSF-250mA	TSF-P-250mA	250mA		0.1531
TSF-300mA	TSF-P-300mA	300mA		0.2431
TSF-315mA	TSF-P-315mA	315mA		0.2107
TSF-350mA	TSF-P-350mA	350mA		0.5416
TSF-375mA	TSF-P-375mA	375mA		0.5196
TSF-400mA	TSF-P-400mA	400mA		0.4975
TSF-500mA	TSF-P-500mA	500mA		0.7752
TSF-600mA	TSF-P-600mA	600mA		0.9302
TSF-630mA	TSF-P-630mA	630mA		1.623
TSF-750mA	TSF-P-750mA	750mA		1.508
TSF-800mA	TSF-P-800mA	800mA		0.4494
TSF-1A	TSF-P-1A	1A		1.104
TSF-1.2A	TSF-P-1.2A	1.2A		1.548
TSF-1.25A	TSF-P-1.25A	1.25A		1.612
TSF-1.5A	TSF-P-1.5A	1.5A		2.534
TSF-1.6A	TSF-P-1.6A	1.6A		2.940
TSF-2A	TSF-P-2A	2A		5.579
TSF-2.25A	TSF-P-2.25A	2.25A		6.276
TSF-2.5A	TSF-P-2.5A	2.5A		3.375
TSF-3A	TSF-P-3A	3A		5.342
TSF-3.15A	TSF-P-3.15A	3.15A		5.851
TSF-3.5A	TSF-P-3.5A	3.5A		7.045
TSF-4 A	TSF-P-4A	4A		11.05
TSF-5A	TSF-P-5A	5A		18.64
TSF-6A	TSF-P-6A	6A		29.38
TSF-6.3A	TSF-P-6.3A	6.3A	32.13	
TSF-7A	TSF-P-7A	7A	44.28	
TSF-8A	TSF-P-8A	8A	56.69	
TSF-9A	TSF-P-9A	9A	82.90	
TSF-10A	TSF-P-10A	10A	109.1	
TSF-12A	TSF-P-12A	12A	150.7	
TSF-15A	TSF-P-15A	15A	337.4	

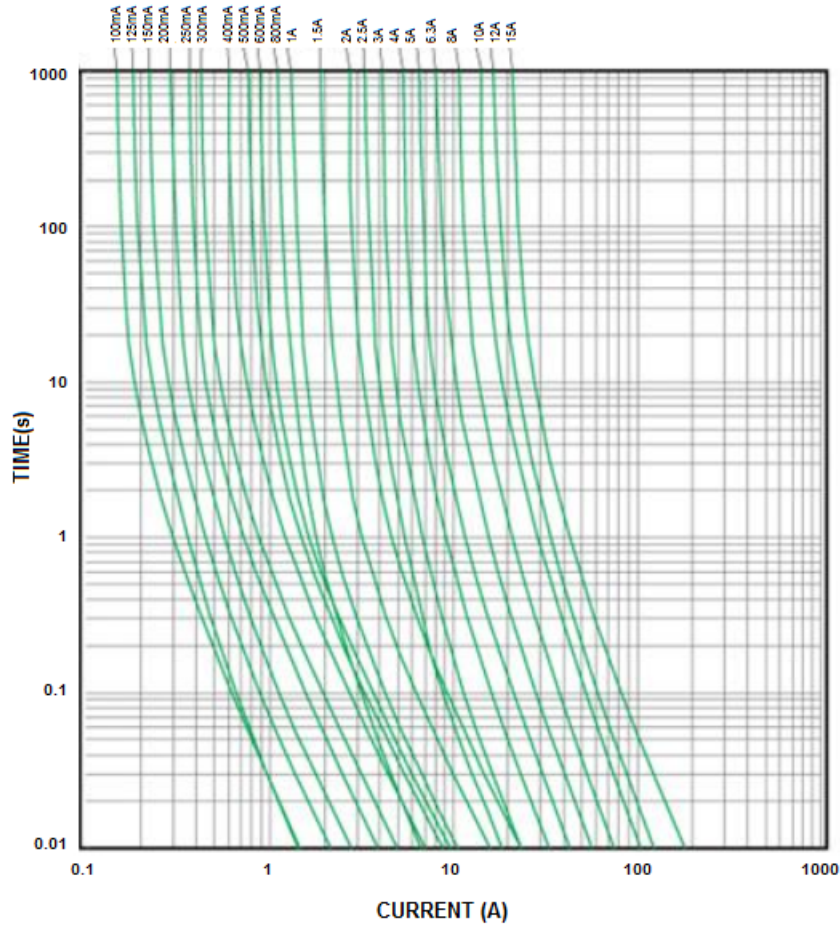
Type TSF / TSF-P
Time Delay Glass Tube Fuse
3.6mm x 10 mm




www.optifuse.com (619) 593-5050

Part Number TSF

TIME CURRENT CURVES



<p>Warning:</p> 	<ul style="list-style-type: none"> -Operation beyond the specified maximum ratings or improper use may result in damage and possible electrical arcing and/or flame. -Micro Fuse device are intended for occasional overcurrent protection. Application for repeated overcurrent condition and/or prolonged trip are not anticipated. -Avoid contact of Micro Fuse device with chemical solvent. Prolonged contact will damage the device performance.
--	---