

Type RS250 Resettable Fuse (PTC's) Radial Leaded



www.optifuse.com (619) 593-6050

Application:

Telecommunications and Data transmitting

Product Features:

Low hold current, Solid State

Radial-leaded product ideal for up to 250V

Operation Current: 80mA~180mA

Maximum Voltage: 250V

Temperature Range: -40°C to 85°C

Agency Standards and Listings:



Electrical Characteristics (23°C)

Part Number	Hold Current	Maximum Current	Max Oper. Voltage	Max Int. Voltage	Resistance Tolerance	
	I_H, A	I_{MAX}, A	V_{MAX}, V	$V_{I_{MAX}}, V$	R_{MIN}	$R_{I_{MAX}}$
	Ω	Ω				
RS250-008	0.08	3.0	100	250	14.0	33.0
RS250-011	0.11	3.0	100	250	5.0	16.0
RS250-012	0.12	3.0	100	250	4.0	16.0
RS250-0145	0.15	3.0	100	250	3.0	12.0
RS250-018	0.18	10.0	100	250	0.8	4.0

I_H = **Hold Current** – Maximum current at which the device will not trip at 23°C still air.

I_T = **Trip Current** – Minimum current at which the device will always trip at 23°C still air.

V_{MAX} = Maximum voltage device can withstand without damage at it's rated current.

$V_{I_{MAX}}$ = Maximum interrupt voltage device can withstand for short period of time (Not for long term.)

I_{MAX} = Maximum fault current device can withstand without damage at rated voltage (V max).

P_d = Maximum power dissipated from device when in the tripped state in 23°C still air environment.

R_{MIN} = Minimum device resistance at 23°C.

$R_{I_{MAX}}$ = Maximum device resistance at 23°C, 1 hour after tripping.

Note: All RS250 products are designed to assist equipment to pass ITU, UL1950 or GR1089 specifications.

Caution: RS250 Devices are not intended for continuous use of Line Voltage such as 120 VAC ~ 250VAC and above.

Warning: 	-Operation beyond the specified maximum ratings or improper se may result in damage and possible electrical arcing and/or flame.
	-PPTC device are intended for occasional overcurrent protection. Application for repeated overcurrent condition and/or prolonged trip are not anticipated.
	-Avoid contact of PPTC device with chemical solvent. Prolonged contact will damage the device performance.

Note: All specifications subject to change without notice.

Rev C 09/2015 - Page: 1/3
Code: F01-01W

Type RS250

Resettable Fuse (PTC's)

Radial Leaded



www.optifuse.com (619) 593-6050

Physical Specifications:

Lead Material: Tin plated copper, 22 AWG.

Soldering Characteristics: MIL-STD-202, method 208E.

Insulating Coating: Flame retardant epoxy, meet UL-94V-0 requirement.

RS250 Product Dimensions (millimeters)

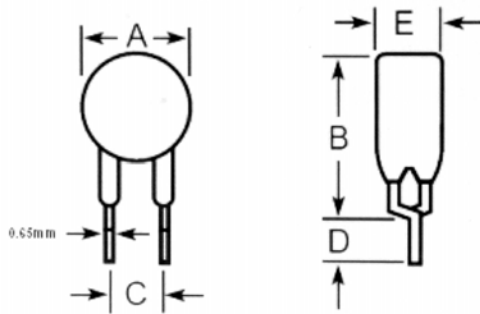


Figure 1
Lead Size: 22AWG
0.65 mm Diameter

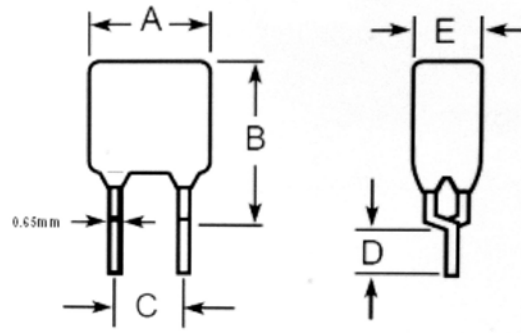


Figure 2
Lead Size: 22AWG
0.65 mm Diameter

Part Number	Fig	A	B	C	D	E
		Maximum	Maximum	Typical	Minimum	Maximum
RS250-008	1	5.8	9.6	5.0	4.7	4.6
RS250-011	1	6.8	9.9	5.0	4.7	4.6
RS250-012	2	6.5	11.0	5.0	4.7	4.6
RS250-0145	2	6.5	11.0	5.0	4.7	4.6
RS250-018	1	9.0	12.0	5.0	4.7	3.8

Standard Package

Part Number	Pcs/Bag	Reel/Tape
RS250-008	300	1.5K
RS250-011	300	1.5K
RS250-012	300	1.5K
RS250-0145	300	1.5K
RS250-018	200	1.5K

Note: All specifications subject to change without notice.

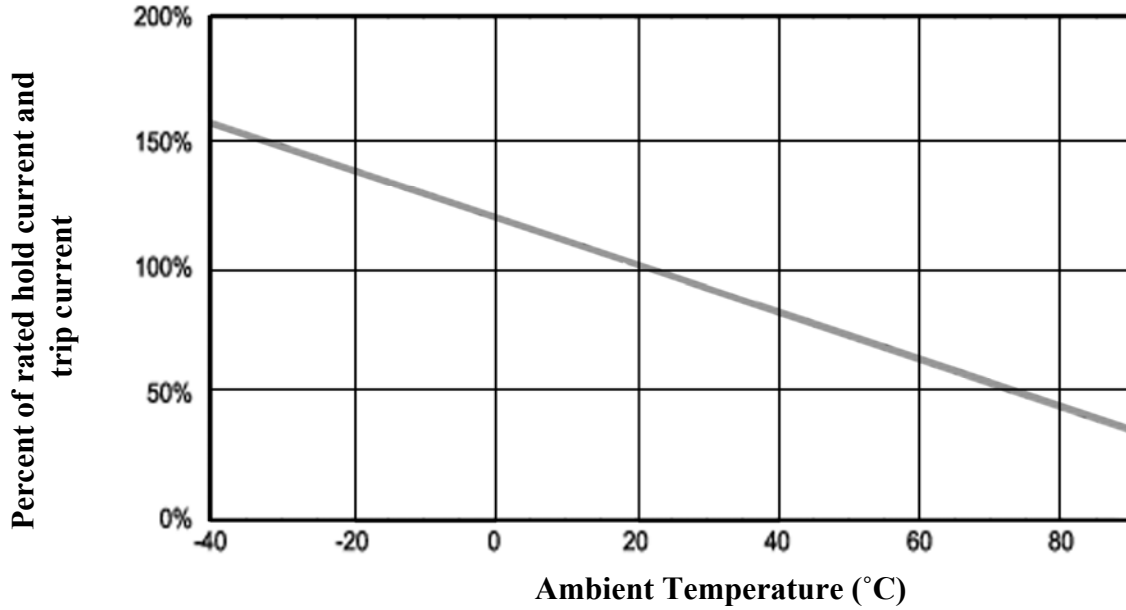
Rev C 09/2015 - Page: 2/3
Code: F01-01W

**Type RS250
Resettable Fuse (PTC's)
Radial Leaded**



www.optifuse.com (619) 593-6050

Thermal Derating Curve – Type RS250



Typical Time-To-Trip at 23°C

- A = RS250-008
- B = RS250-011
- C = RS250-012
- D = RS250-0145
- E = RS250-018

