

Type RASR Resettable Fuse (PTC's) Battery Strap



www.optifuse.com (619) 593-5050

Application:

- Rechargeable battery packs
- Lithium cell and battery packs

Product Features:

Low profile, Solid State

Operation Current: 1.2A ~ 4.2A

Maximum Voltage: 15V & 30V

Temperature Range: -40°C to 85°C

Agency Standards and Listings:



Electrical Characteristics (23°C)

Part Number	Hold Current	Trip Current	Max. Time to Trip	Rated Voltage	Max Current	Typical Power	Resistance Tolerance		
							R _{MIN}	R _{MAX}	R _{1MAX}
	I _H , A	I _T , A	at 5xI _H ,s	V _{MAX} , Vdc	I _{MAX} , A	Pd, W	Ω	Ω	Ω
RASR-120	1.20	2.70	5.0	15	100	1.2	0.085	0.160	0.220
RASR-175	1.75	3.80	5.0	15	100	1.5	0.050	0.090	0.120
RASR-200	2.00	4.40	4.0	30	100	1.9	0.030	0.060	0.100
RASR-350	3.50	6.30	3.0	30	100	2.5	0.017	0.031	0.050
RASR-420	4.20	7.60	6.0	30	100	2.9	0.012	0.024	0.040

I_H = Hold Current – Maximum current at which the device will not trip at 23°C still air.

I_T = Trip Current – Minimum current at which the device will always trip at 23°C still air.

V_{MAX} = Maximum voltage device can withstand without damage at it's rated current.

I_{MAX} = Maximum fault current device can withstand without damage at rated voltage (V max).

Pd = Maximum power dissipated from device when in the tripped state in 23°C still air environment.

R_{MIN} = Minimum device resistance at 23°C.

R_{1MAX} = Maximum device resistance at 23°C, 1 hour after tripping.

Physical Specifications:

Lead Material: 0.13mm nominal thickness, quarter hard nickel

Soldering Characteristics: MIL-STD-202, method 208E

Insulating Material: Polyester tape

Note: All specifications subject to change without notice.

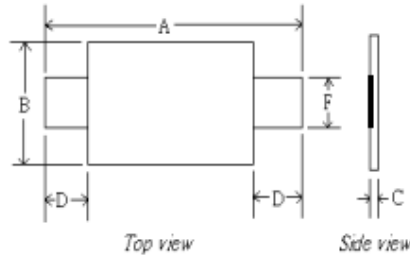
Rev B 11/2012 - Page: 1/3
Code F01-01H

**Type RASR
Resettable Fuse (PTC's)
Battery Strap**



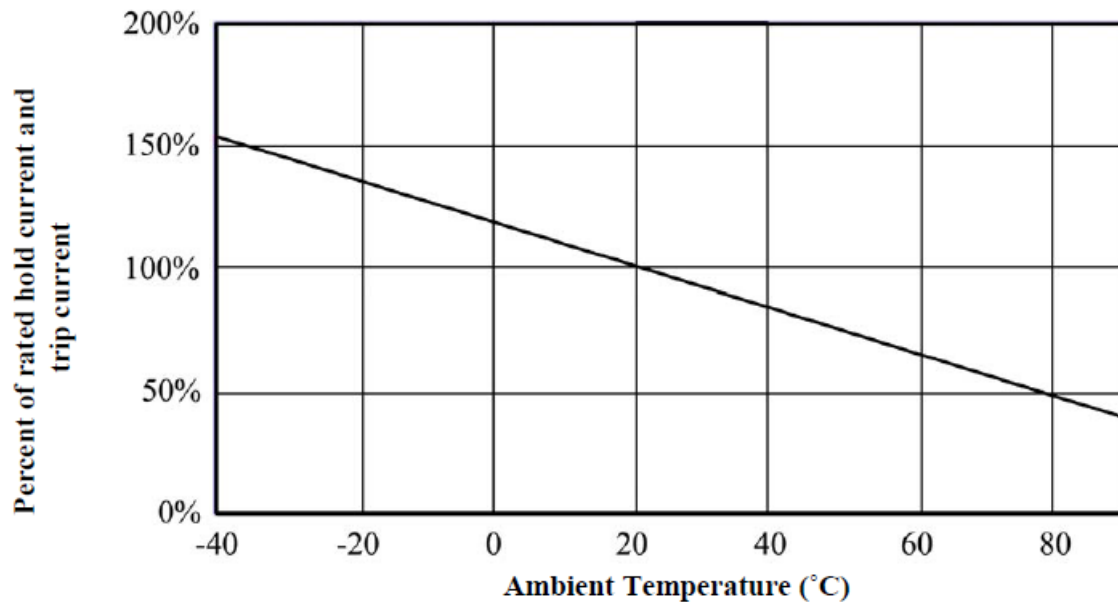
www.optifuse.com (619) 593-5050

RASR Product Dimensions (millimeters)



Part Number	A		B		C		D		F	
	Min	Max	Min	Max	Min	Max	Min	Max	Min	Max
RASR-120	19.9	22.1	4.9	5.2	0.6	1.0	5.5	7.5	3.9	4.1
RASR-175	20.9	23.1	4.9	5.2	0.6	1.0	4.1	5.5	3.9	4.1
RASR-200	21.3	23.4	10.2	11.0	0.5	1.1	5.0	7.6	4.8	5.4
RASR-350	28.4	31.8	13.0	13.5	0.5	1.1	6.3	8.9	6.0	6.6
RASR-420	30.6	32.4	12.9	13.6	0.5	1.1	5.0	7.5	6.0	6.7

Thermal Derating Curve – RASR Series



Note: All specifications subject to change without notice.

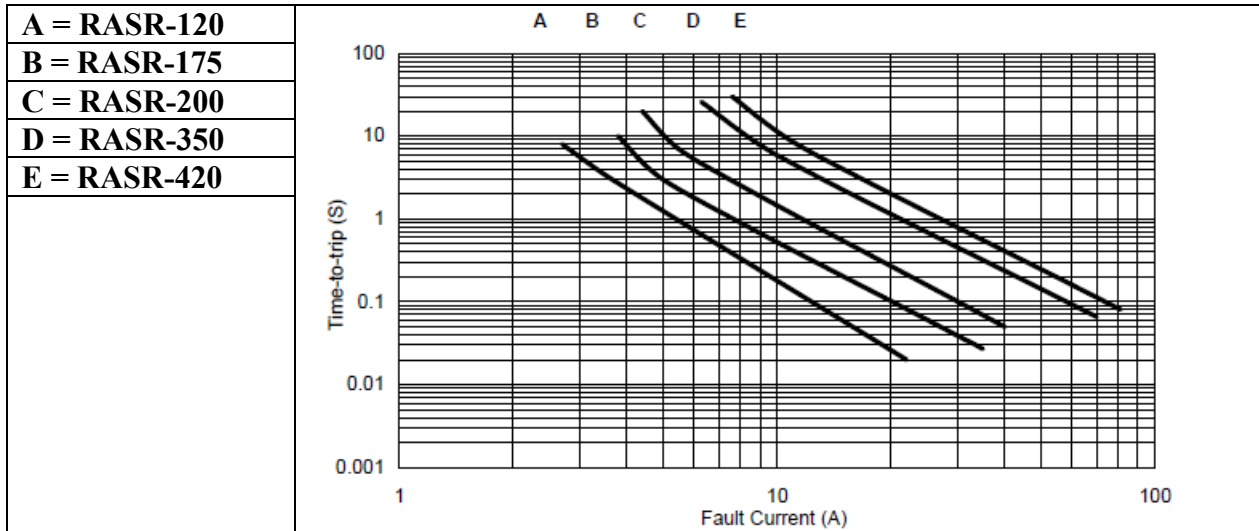
Rev B 11/2012 - Page: 2/3
Code F01-01H

Type RASR Resettable Fuse (PTC's) Battery Strap



www.optifuse.com (619) 593-5050

Typical Time-To-Trip at 23°C



Standard Package

Part Number	Pcs/Bag
RASR-120	1K
RASR-175	1K
RASR-200	500
RASR-350	500
RASR-420	500

<p>Warning:</p>	<p>-Operation beyond the specified maximum ratings or improper use may result in damage and possible electrical arcing and/or flame.</p> <p>-PPTC device are intended for occasional overcurrent protection. Application for repeated overcurrent condition and/or prolonged trip are not anticipated.</p> <p>-Avoid contact of PPTC device with chemical solvent. Prolonged contact will damage the device performance.</p>
------------------------	--

Note: All specifications subject to change without notice.