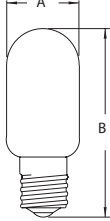
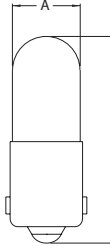
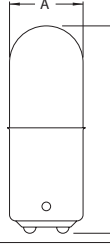
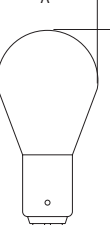




Neon Indicator Lamps

Configuration	Part Number	Old Ref. Number	Design Current mA	Maximum Breakdown Voltage	
				VAC	VDC
T-4 1/2 Candelabra Screw Base					
	B7A	NE-45	2.0	65	90
	F3A	NE-57	2.0	65	90
	F4A	NE-58	2.0	65	90
	J2A	AR-3	2.0	80	115
T-4 1/2 S.C. Bayonet Base					
	B6A	NE-21	2.0	65	90
	B8A	NE-47	2.0	65	90
T-4 1/2 D.C. Bayonet Base					
	B5A	NE-17	2.0	65	90
	B9A	NE-48	2.0	65	90
S-7 D.C. Bayonet Base					
	R1A	NE-79	8.0	65	90

Footnotes

1. Life value is to approximately 50% of initial light output. Values shown apply to use on AC unless otherwise shown. Life on DC is approximately 60% of AC values when DC current is equal to RMS AC value. When equal DC and RMS AC voltages and equal

resistances are utilized, life will be approximately the same.

2. For DC operation of high brightness lamps use a minimum of 150 circuit volts. Maximum initial breakdown voltage 95 VAC, 135 VDC in light.

3. Tinned leads.

4. High brightness.

5. Formed tip.

6. Dark effect reduced.

7. Lamp drops through a Ø.310" cylinder of .500" minimum length.



Series Resistor				Average Useful Life	Dimensions inches			Footnotes
100-125V		220-250V			A(Max.)	B(Max.)	C(Min.)	
Ohms	W	Ohms	W					
T-4 1/2 Candelabra Screw Base								
30K	1/4	-	-	5,000	.588	1.53	-	1,11
30K	1/4	-	-	7,500	.588	1.53	-	1,11
-	-	100K	1/3	5,000	.588	1.53	-	1,11
15K	1/4	-	-	150	.588	1.53	-	1,11,14
T-4 1/2 S.C. Bayonet Base								
30K	1/4	100K	1/3	7,500	.588	1.50	-	1,12
30K	1/4	100K	1/3	5,000	.588	1.50	-	1,12
T-4 1/2 D.C. Bayonet Base								
30K	1/4	100K	1/3	7,500	.588	1.50	-	1,12
30K	1/4	100K	1/3	5,000	.588	1.50	-	1,12
S-7 D.C. Bayonet Base								
30K	1/4	100K	1/3	5,000	.588	1.50	-	1,12

8. Life values shown apply to use on AC unless otherwise shown. End of life occurs when breakdown voltage increases to line voltage and lamp will no longer start. With equal DC and RMS AC current, life will be somewhat

lower than the 60% value quoted for standard brightness lamp.
 9. Maximum breakdown voltage in total darkness 100VAC.
 10. Minimum current for stable operation 1.5mA.

11. Resistor included in Base.
 12. Caution: Bulb may shatter and/or circuit may be damaged without external series resistance.
 13. Green fluorescent.
 14. Argon gas filled.