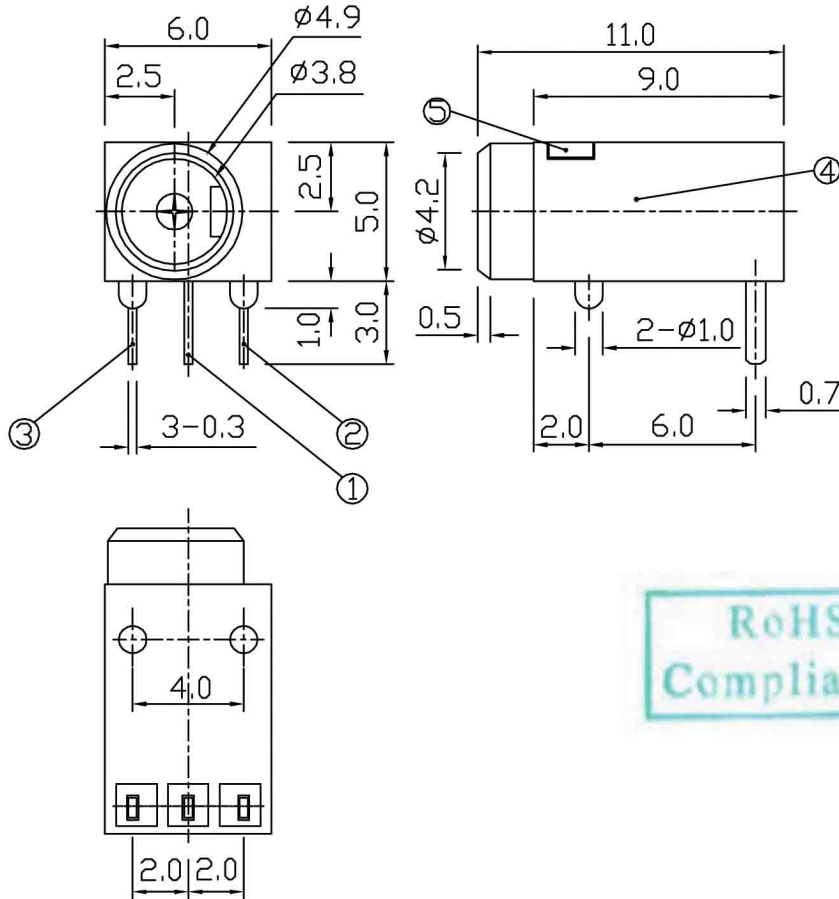
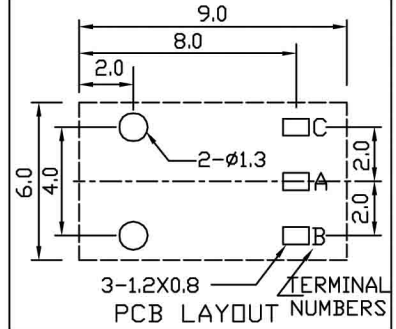
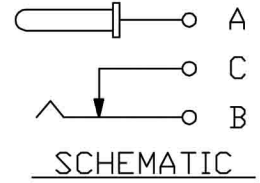


MATING PLUG

CENTER PIN DIAMETER
Ø1.0mm



RoHS
Compliance

| 5 | COVER BORED | P A | 1 | | | | | | |
|----|-------------|----------|-----|-----------|----|----------|----------|-------------|---------|
| 3 | TERMINAL | BRASS | 1 | Ag PLATED | 4 | FRAME | P A | 1 | |
| 1 | TERMINAL | BRASS | 1 | Ag PLATED | 2 | TERMINAL | P B S | 1 Ag PLATED | |
| NO | PART | MATERIAL | QTY | REMARKS | NO | PART | MATERIAL | QTY | REMARKS |

| | | | | | | | | |
|--------|---|--|--|--|----------------------|--------|------------|-------|
| ISSUED | SPECIFICATION | | | | TITLE: DC POWER JACK | | | |
| | RATING: DC 30V 0.3A | | | | MODEL NO: SCD-413 | | | |
| | CONTACT RESISTANCE: 50mΩ MAX | | | | UNIT: MM | DWN | 白竟成 | |
| | INSULATION RESISTANCE: 100MΩ AT 500V DC | | | | | | SCALE: 4:1 | CHK'D |
| | WITHSTAND VOLTAGE: AC 500V for 1 minute | | | | TOLERANCE: ±0.2 | APP'D. | | |
| | OPERATION FORCE: REFER ATTACH SPECIFICATION | | | | | | | |
| | SWITCHING LIFE: 5k cycle min | | | | | | | |

BY: 万运和
DATE: 24-OCT-2006



DRWG NO:
VERSION: 2.0



Product Specification

Part No.: SCD-413

- 1) **Rating:** DC 30V 0.3A
- 2) **Operating Temperature Range:** -10°C ~ +60°C
- 3) **Electrical Performance:**

| | Test Conditions | Performance |
|-----------------------|--|---|
| Contact Resistance | Measured at small current (10mA 1000Hz or less) | 50mΩ Max. |
| Insulation Resistance | Apply a voltage of 500V DC shall be applied for 1 minute after which measurement taken: (1) Between terminals not to be contact (2) Between body and terminal (3) Between terminals not to be contact when plug is inserted | 100MΩ Min. |
| Dielectric Strength | AC500V rms (50-60Hz) for 1 minute trip current: 0.5mA (1) Between terminals not to be contact. (2) Between body and terminal (3) Between terminals not to be contact when plug is inserted. | Without damage to parts arcing or breakdown |

- 4) **Mechanical Performance:**

| | Test Conditions | Performance |
|-------------------|---|--|
| Insertion Force | Measurement shall be made after 3 times of insertion and extraction with gauge plug | 500~1000 gf |
| Extraction Force | Measurement shall be made after 3 times of insertion and extraction with gauge plug | 300~800 gf |
| Terminal Strength | A static load of 150gf shall be applied to the terminal for 15 seconds in any direction | Electrical characteristics shall be satisfied without damage or excessive looseness of terminals |
| Life Test | Endurance without load: Jack shall be subjected to 5,000 cycles at a rate of 15 to 18 cycles per minute without loading. | (1) Contact resistance: 100mΩ Max. (2) Insulation Resistance: 50MΩ Min. (3) Withstand Voltage: AC 500V |



| | | |
|--|--|---|
| | | for 1 minute. (4) Without damage to parts arcing or breakdown. |
|--|--|---|

5) Environmental Characteristics:

| | Test Conditions | Performance |
|---|---|--|
| Solderability Test | The top of terminals shall be dipped 2mm in the solder bath of 260±5°C for 3±0.5 seconds | The Area of soldering should be over 75% |
| Resistance to Solder Heat Test | Solder Bath method: Solder temperature 260±5°C Immersion Time 3±0.5 seconds Immersion depth up to the surface of the board 1.6mm dimensions of component holes in the printed wiring board shall be in accordance with those specified in this document. Solder iron method: temperature of solder 350±10°C time of solder 3±0.5 sec. | Without deformation of case or excessive looseness of terminals electrical characteristics shall be satisfied. |
| Cold Test | The jack shall be stored at a temperature of -25± 3°C for 48 hours, then the switch shall be maintained at standard atmospheric conditions for 1 hour after which measurement shall be made | There shall be no deformation or cracks in the molded part. |
| Heat Test | The jack shall be stored at a temperature of 70±2°C for 48 hours, then the jack shall be maintained at standard atmospheric conditions for 1 hour after which measurement shall be made. | |
| Humidity Test | The jack shall be stored at a temperature of 40±2°C and a humidity of 90% to 98% for 48 hours, then the jack shall be maintained at standard atmospheric conditions for 1 hour after which measurement shall be made. | There shall be no deformation or cracks in molded part. |
| Test Condition (Unless otherwise specified) Temperature: 5°C - 35°C Humidity: 45% - 85% R.H. Pressure: 86 – 106kPa | | |

