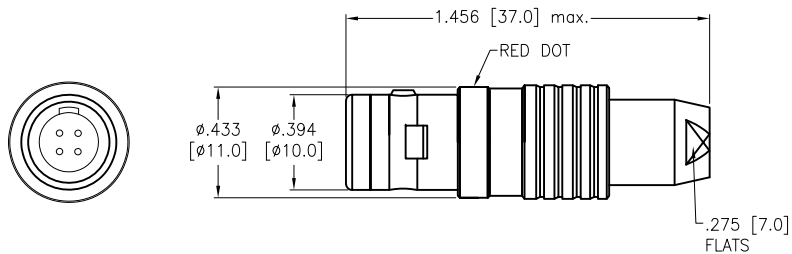


APPROVED: _____
 DATE: _____ TITLE: _____

Rev	AWO #	Description	Date	Appr
-		RELEASED	8/16/21	

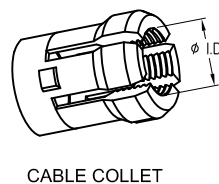
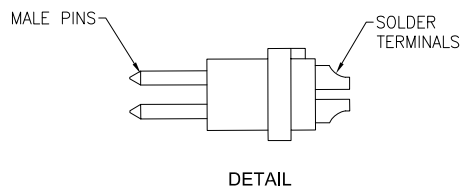
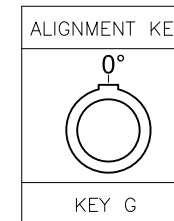
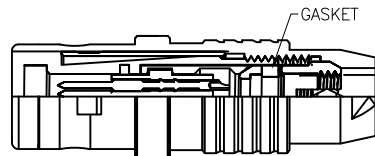


MMI-MOPGXXSXX-IP67

ALIGNMENT KEY
G = 0

CABLE COLLET SIZE
32 = 2.2mm ~ 3.2mm ID
42 = 3.2mm ~ 4.2mm ID
45 = 3.5mm ~ 4.5mm ID
52 = 4.2mm ~ 5.2mm ID

OF POSITIONS
02, 03, 04, 05, 06, 07 & 09



	2 Pin	3 Pin	4 Pin	5 Pin	6 Pin	7 Pin	9 Pin
Configuration							
Diameter of Pin	φ0.9	φ0.9	φ0.7	φ0.7	φ0.5	φ0.5	φ0.5
Testing Voltage	1200V	1200V	1000V	1000V	900V	800V	800V
Working Voltage	250V	250V	200V	200V	200V	200V	200V
Rated Current / Pin	8A	7A	5A	5A	2.5A	2A	2A

SPECIFICATIONS:

Material:
 Housing (Body): Brass, Natural Chrome plated
 Insulator: PPS
 Terminal: Brass, Gold Plated
 Electrical:
 Voltage Rating: 250V
 Current Rating: See chart
 Dielectric withstanding voltage: See chart
 Electrical Life: 5,000 Cycles min.
 Temperature Rating:
 Operating temperature: -55°C to +150°C
 Environmental:
 IP67 Protection (Mated Condition)
 Lead free, RoHS compliant



UNLESS OTHERWISE SPECIFIED
 ALL DIMENSIONS ARE INCHES [MM]
 TOLERANCES: EXCEPT AS NOTED
 INCHES HOLES
 .X ±.10 Ø.X ±.10
 .XX ±.020 Ø.XX ±.015
 .XXX ±.015 Ø.XXX ±.010



909 Rahway Avenue,
 Union, NJ 07083
 Phone: 908-687-5000
 Fax: 908-687-5710

APPROVALS		DATE
DRAWN	SS	8/16/21
CHECKED	SS	8/16/21
APPROVED		

TITLE	PUSH-PULL CONNECTOR MALE PLUG, METAL, SIZE 0, SOLDER TERMINAL, IP67		
SIZE	PART NO.	REV.	
X	MMI-MOPGXXSXX-IP67	-	
REF:	SXXXXX	SCALE:	NTS SHEET 1 OF 1