

6

5

4

3

2

1

APPROVED: _____

DATE: _____ TITLE: _____

Rev	AWO #	Description	Date	Appr
-		RELEASED	1/10/13	

D

D

C

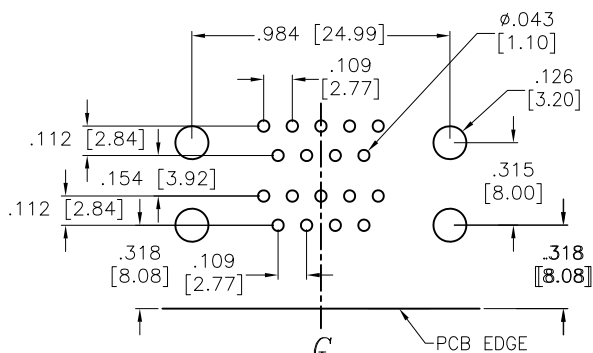
C

B

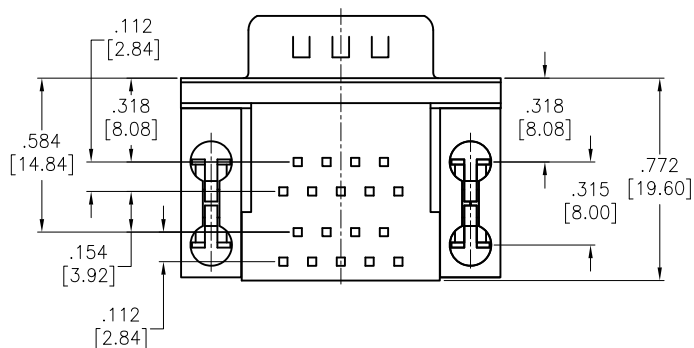
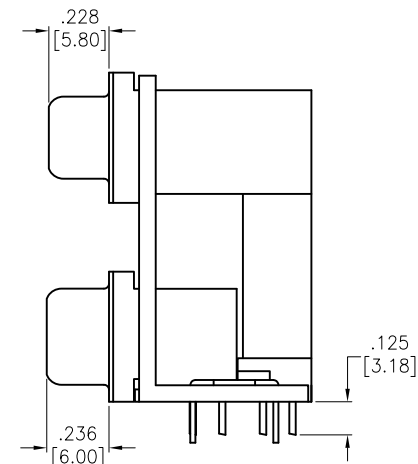
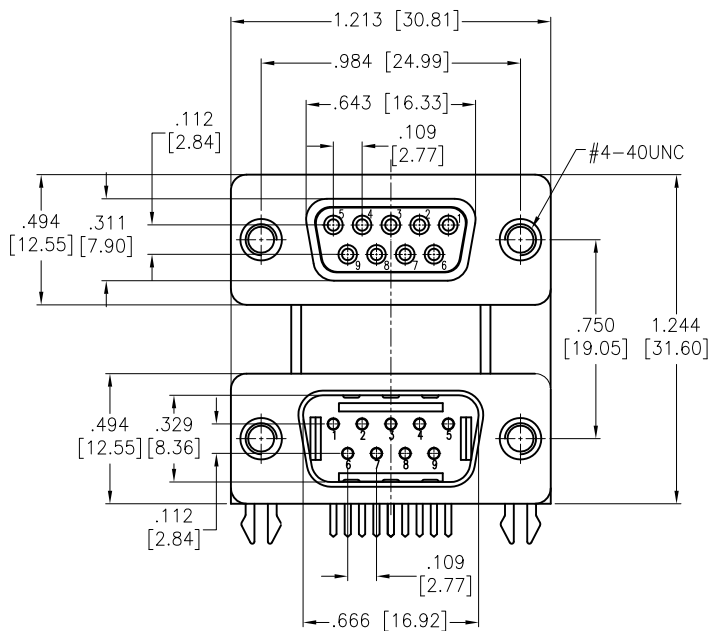
B

A

A



RECOMMENDED PCB LAYOUT



SPECIFICATIONS:

- Material:
- Insulator: PBT, rated UL 94V-0
- Insulator color: Black
- Contacts: Copper Alloy
- Shell: SPCC, Nickel plated
- Boardlock: Copper Alloy, Tin, plated
- Bracket: Zinc Alloy, Nickel plated

Plating:
 Gold over Nickel underplate on contact area,
 Tin over Nickel underplate on solder tails

- Electrical:
- Voltage: 250 VAC max
- Current rating: 3 Amp per Contact
- Contact resistance: 25 mohms max
- Insulation resistance: 5,000 Mohms min
- Dielectric withstanding voltage: 1000 VAC for 1 minute
- Temperature Rating:
- Operating temperature: -55°C to +85°C

Environmental:
 Lead free, RoHS compliant



UNLESS OTHERWISE SPECIFIED
 ALL DIMENSIONS ARE MILLIMETERS
 TOLERANCES: EXCEPT AS NOTED

INCHES		HOLES	
.X	± .10	Ø.X	± .10
.XX	± .020	Ø.XX	± .015
.XXX	± .015	Ø.XXX	± .010

APPROVALS		DATE
DRAWN	AY	1/23/18
CHECKED	MY	1/23/18
APPROVED		

ADAM TECH INTERCONNECTS
 909 Rahway Avenue,
 Union, NJ 07083
 Phone: 908-687-5000
 Fax: 908-687-5710

TITLE DUAL PORT D-SUB, 09 FEMALE / 09 MALE W / BOARDLOCKS			
SIZE X	PART NO. DPD-09-01-B3	REV. -	
REF: S00027T	SCALE: NTS	SHEET 1 OF 1	

6

5

4

3

2

1