

Feed-through terminal, Tension-spring connection, Mounting type: Mounting rail TS 35/7.5, Rated cross-section: 16 mm<sup>2</sup>, Width: 12.1 mm, Colour: Orange

### Business data

|  |                       |
|--|-----------------------|
| Article number                             | 3636.3                |
| Article name                               | ZRK 16/2A OG          |
| GTIN (EAN)                                 | 4044211080150         |
| Packaging unit                             | 50                    |
| Quantity unit                              | PC                    |
| Weight per piece (not including packaging) | 35.4 g                |
| Weight per piece (including packaging)     | 36.45 g               |
| Unit of weight                             | G                     |
| Customs number                             | 85369010              |
| Country of origin                          | CZ                    |
| Prio-Article                               | 3636.2                |
| Product description                        | Feed-through terminal |

### Technical data

#### Dimensions

|                  |         |
|------------------|---------|
| Length           | 81.5 mm |
| Width            | 12.1 mm |
| Height TS 35/7.5 | 51.5 mm |

#### Ratings

|   |                    |
|---|--------------------|
| Rated voltage                                   | 1000 V             |
| Rated current                                   | 76 A               |
| Rated cross-section                             | 16 mm <sup>2</sup> |
| Rated impulse voltage                           | 8 kV               |
| Overvoltage category                            | III                |
| Contamination degree                            | 3                  |
| Maximum power dissipation for nominal condition | 2.43 W             |

#### Connection data

|  |                           |
|--|---------------------------|
| Connection principle                                     | Tension-spring connection |
| Connection position                                      | Diagonal                  |
| Connections  | 2                         |
| Number of terminals per level                            | 2                         |
| Number of levels   | 1                         |
| Wire cross-section single-core (rigid) / stranded, min.  | 1.5 mm <sup>2</sup>       |
| Wire cross-section single core (rigid)/stranded, max.    | 25 mm <sup>2</sup>        |
| Wire cross-section stranded, min.                        | 1.5 mm <sup>2</sup>       |
| Wire cross-section stranded, max.                        | 16 mm <sup>2</sup>        |
| Wire cross-section stranded with wire-end ferrules, min. | 1.5 mm <sup>2</sup>       |
| Wire cross-section stranded with wire-end ferrules, max. | 16 mm <sup>2</sup>        |
| Wire cross-section AWG, min.                             | 14                        |
| Wire cross-section AWG, max.                             | 4                         |
| Stripping length   | 18 mm                     |

#### Materials

|                           |               |
|---------------------------|---------------|
| Insulation housing        | Polyamide 6.6 |
| Flammability class UL 94  | V-0           |
| Working temperature, min. | -40 °C        |
| Working temperature, max. | 120 °C        |

---

### Technical data

---

#### Further technical data

|                                     |                         |
|-------------------------------------|-------------------------|
| Mounting type                       | Mounting rail TS 35/7,5 |
| Gauge plug acc. to EN 60 947-1      | A7                      |
| Number of cross-connection channels | 2                       |
| End plate required                  | ✓                       |
| Number of test pick-off options     | 2                       |

#### Environmental Product Compliance

|                                |            |
|--------------------------------|------------|
| REACH Conform                  | yes        |
| REACH Reference date           | 2022-06-10 |
| REACH Candidate Substance Note | No         |
| RoHS Conform                   | yes        |

### Approvals

#### Standards and regulations

|              |                |
|--------------|----------------|
| EAC approval | TR ZU 004/2011 |
|--------------|----------------|

|                      |     |
|----------------------|-----|
| EAC approval granted | yes |
|----------------------|-----|

#### CSA approval

|              |              |
|--------------|--------------|
| CSA approval | C22.2 No 158 |
|--------------|--------------|

|                      |     |
|----------------------|-----|
| CSA approval granted | yes |
|----------------------|-----|

|                               |        |
|-------------------------------|--------|
| CSA Usegroup C: rated voltage | 1000 V |
|-------------------------------|--------|

|                               |      |
|-------------------------------|------|
| CSA Usegroup C: rated current | 65 A |
|-------------------------------|------|

|                                  |    |
|----------------------------------|----|
| CSA wire cross-section AWG, min. | 14 |
|----------------------------------|----|

|                                  |   |
|----------------------------------|---|
| CSA wire cross-section AWG, max. | 4 |
|----------------------------------|---|

|                      |       |
|----------------------|-------|
| CSA stripping length | 18 mm |
|----------------------|-------|

#### CSAus approval

|                |         |
|----------------|---------|
| CSAus approval | UL 1059 |
|----------------|---------|

|                        |     |
|------------------------|-----|
| CSAus approval granted | yes |
|------------------------|-----|

|                                 |        |
|---------------------------------|--------|
| CSAus Usegroup C: rated voltage | 1000 V |
|---------------------------------|--------|

|                                 |      |
|---------------------------------|------|
| CSAus Usegroup C: rated current | 65 A |
|---------------------------------|------|

|                                    |    |
|------------------------------------|----|
| CSAus wire cross-section AWG, min. | 14 |
|------------------------------------|----|

|                                    |   |
|------------------------------------|---|
| CSAus wire cross-section AWG, max. | 4 |
|------------------------------------|---|

|                        |       |
|------------------------|-------|
| CSAus stripping length | 18 mm |
|------------------------|-------|

#### KEMA KEUR approval

|                    |                   |
|--------------------|-------------------|
| KEMA KEUR approval | EN 60947-7-1:2009 |
|--------------------|-------------------|

|                            |     |
|----------------------------|-----|
| KEMA KEUR approval granted | yes |
|----------------------------|-----|

|                    |        |
|--------------------|--------|
| KEMA rated voltage | 1000 V |
|--------------------|--------|

|                    |      |
|--------------------|------|
| KEMA rated current | 76 A |
|--------------------|------|

|                            |      |
|----------------------------|------|
| KEMA rated impulse voltage | 8 kV |
|----------------------------|------|

|   |                     |
|---|---------------------|
| KEMA wire cross-section single core (rigid), min. | 1.5 mm <sup>2</sup> |
|---|---------------------|

|   |                    |
|---|--------------------|
| KEMA wire cross-section single-core (rigid), max. | 25 mm <sup>2</sup> |
|---|--------------------|

|  |                     |
|--|---------------------|
| KEMA wire cross-section stranded, min. | 1.5 mm <sup>2</sup> |
|--|---------------------|

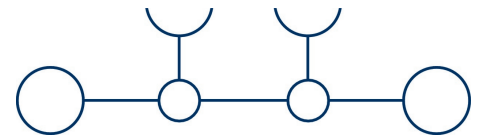
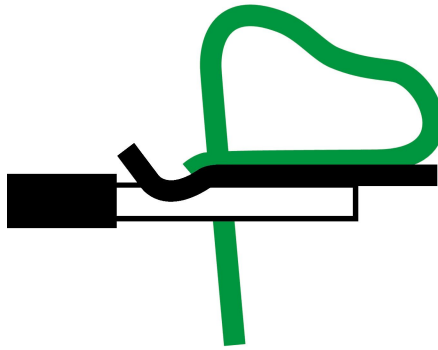
|  |                    |
|--|--------------------|
| KEMA wire cross-section stranded, max. | 16 mm <sup>2</sup> |
|--|--------------------|

### Approvals

#### UL Recognized

|   |         |
|---|---------|
| UL approval   | UL 1059 |
| UL Usegroup E: rated voltage                        | 1000 V  |
| UL Usegroup E: rated current                        | 65 A    |
| UL wire cross-section single-core (rigid) AWG, min. | 14      |
| UL wire cross-section single-core (rigid) AWG, max. | 4       |
| UL wire cross-section stranded AWG, min.            | 14      |
| UL wire cross-section stranded AWG, max.            | 4       |
| UL wire material                                    | Cu      |
| UL factory wiring                                   | 1       |
| UL field wiring                                     | 1       |
| UL Recognized                                       | 1       |

### Media



### Accessories


#### End plate



End plate, Width: 2 mm, Colour: Beige

| Article number | Article name | GTIN (EAN)    | Packaging unit |
|----------------|--------------|---------------|----------------|
| <u>3799.2</u>  | ZAP 16/2A BG | 4044211080204 | 20             |

#### End stop



End stop, Mounting type: Mounting rail TS 35/7.5 and TS 35/15, Width: 6 mm, Colour: Beige

| Article number | Article name | GTIN (EAN)    | Packaging unit |
|----------------|--------------|---------------|----------------|
| <u>3748.2</u>  | ZES 35 BG    | 4044211060572 | 50             |


#### Insulated cross-connector



Insulated cross-connector, No. of poles: 2, Mounting type: Plug in, Width: 20.4 mm, Rated cross-section: 16 mm<sup>2</sup>, Colour: Yellow

| Article number | Article name | GTIN (EAN)    | Packaging unit |
|----------------|--------------|---------------|----------------|
| <u>3800.8</u>  | ZQI 16/2 YE  | 4044211080181 | 20 ST          |

#### Quick marking



Terminal marker / Pocket Maxicard, Length: 5 mm, Width: 8 mm, Colour: White

| Article number | Article name   | GTIN (EAN)    | Packaging unit |
|----------------|----------------|---------------|----------------|
| <u>9323.7</u>  | PMC SB 8/40 WH | 4044211129231 | 400 ST         |


#### Four-way cover

# Data sheet

## 3636.3 ZRK 16/2A OG

---

Cover, Width: 48.4 mm, Colour: Yellow



| Article number | Article name  | GTIN (EAN)    | Packaging unit |
|----------------|---------------|---------------|----------------|
| <u>3801.0</u>  | ZAD 16/4/B YE | 4044211080235 | 20 ST          |

---