


3512.2

ZSL 2,5/4A GNYE

ZSL 2,5/4A GNYE



Protective earth terminal, Tension-spring connection, Mounting type: Mounting rail TS 35/7.5, Rated cross-section: 2.5 mm², Width: 5.1 mm, Colour: Green-yellow

Business data

Product description	Protective earth terminal
Packaging unit	100
Quantity unit	PC
Weight per piece (not including packaging)	15.2
Weight per piece (including packaging)	16
Unit of weight	G
Customs number	85369010
Country of origin	DE

3512.2

ZSL 2,5/4A GNYE

ZSL 2,5/4A GNYE

Technical Data

Dimensions

Length	83.6 mm
Width	5.1 mm
Height TS 35/7.5	39 mm

Ratings

Rated cross-section	2.5 mm ²
Overvoltage category	III
Contamination degree	3

3512.2

ZSL 2,5/4A GNYE

ZSL 2,5/4A GNYE

Technical Data

Connection data

Connection principle	Tension-spring connection
Connection position	Diagonal
Connections	4
Number of terminals per level	4
Number of levels	1
Wire cross-section single-core (rigid) / stranded, min.	0.5 mm ²
Wire cross-section single core (rigid)/stranded, max.	4 mm ²
Wire cross-section stranded, min.	0.5 mm ²
Wire cross-section stranded, max.	4 mm ²
Wire cross-section stranded with wire-end ferrules, min.	0.5 mm ²
Wire cross-section stranded with wire-end ferrules, max.	2.5 mm ²
Wire cross-section AWG, min.	20
Wire cross-section AWG, max.	12
Stripping length	10 mm

Materials

Insulation housing	Polyamide 6.6
Flammability class UL 94	V-0
Working temperature, min.	-40 °C

3512.2

ZSL 2,5/4A GNYE

ZSL 2,5/4A GNYE

Technical Data

Materials

Working temperature, max.	120 °C
---------------------------	--------

Further technical data

Mounting type	Mounting rail TS 35/7,5
---------------	-------------------------

Gauge plug acc. to EN 60 947-1	A3
--------------------------------	----

End plate required	✓
--------------------	---

Number of test pick-off options	2
---------------------------------	---

3512.2

ZSL 2,5/4A GNYE

ZSL 2,5/4A GNYE

Approvals

Standards and regulations

EAC approval	TR ZU 004/2011
--------------	----------------

EAC approval granted	✓
----------------------	---

CSA approval

CSA approval	C22.2 No 158
--------------	--------------

CSA approval granted	✓
----------------------	---

CSA wire cross-section AWG, min.	20
----------------------------------	----

CSA wire cross-section AWG, max.	12
----------------------------------	----

CSA stripping length	10 mm
----------------------	-------

CSAus approval

CSAus approval	UL 1059
----------------	---------

CSAus approval granted	✓
------------------------	---

CSAus wire cross-section AWG, min.	20
------------------------------------	----

CSAus wire cross-section AWG, max.	12
------------------------------------	----

CSAus stripping length	10 mm
------------------------	-------

3512.2

ZSL 2,5/4A GNYE

ZSL 2,5/4A GNYE

Approvals

cUL Recognized

cUL Recognized	C22.2 No 158
cUL Recognized	✓
cUL wire cross-section single-core (rigid) AWG, min.	20
cUL wire cross-section single-core (rigid) AWG, max.	12
cUL wire cross-section stranded AWG, min.	20
cUL wire cross-section stranded AWG, max.	12
cUL wire material	Cu

German Lloyd approval

GL approval	IEC 60947-7-2
GL approval granted	✓
GL wire cross-section single core (rigid), min.	2.5 mm ²
GL wire cross-section single-core (rigid), max.	4 mm ²
GL wire cross-section, min.	2.5 mm ²
GL wire cross-section stranded, max.	4 mm ²
GL environmental category	C

3512.2

ZSL 2,5/4A GNYE

ZSL 2,5/4A GNYE

Approvals

KEMA KEUR approval

KEMA KEUR approval	EN 60947-7-2
KEMA KEUR approval granted	✓
KEMA wire cross-section single core (rigid), min.	0.5 mm ²
KEMA wire cross-section single-core (rigid), max.	4 mm ²
KEMA wire cross-section stranded, min.	0.5 mm ²
KEMA wire cross-section stranded, max.	4 mm ²

UL Recognized

UL Recognized	UL 1059
UL Recognized granted	✓
UL wire cross-section single-core (rigid) AWG, min.	20
UL wire cross-section single-core (rigid) AWG, max.	12
UL wire cross-section stranded AWG, min.	20
UL wire cross-section stranded AWG, max.	12
UL wire material	Cu
UL factory wiring	✓
UL field wiring	✓

3512.2

ZSL 2,5/4A GNYE

ZSL 2,5/4A GNYE

Media



EAC



3512.2

ZSL 2,5/4A GNYE

ZSL 2,5/4A GNYE

Media



The image shows a large, bold, black logo consisting of the letters 'C', 'R', 'A', 'U', and 'S' in a stylized, blocky font. The 'R' and 'A' are particularly prominent and interconnected. A registered trademark symbol (®) is located to the upper right of the 'A'. The letters 'C' and 'S' are positioned to the left and right of the 'CRAU' sequence, respectively.

3512.2

ZSL 2,5/4A GNYE

ZSL 2,5/4A GNYE

Accessories

End plate



End plate, Width: 2 mm, Colour: Beige

In general

Order number	Article designation	GTIN (EAN)	Packaging unit
3702.2	ZAP 2,5/4A	4044211060091	50 PC

Actuating tool



Actuating tool, No. of poles: 1, Colour: Black

In general

Order number	Article designation	GTIN (EAN)	Packaging unit
3808.0	BWMA 1 (0,5 x 3,5 mm)	4044211078850	1 PC


3512.2

ZSL 2,5/4A GNYE

ZSL 2,5/4A GNYE

Accessories

End bracket



End stop, Mounting type: Mounting rail TS 35/7.5 and TS 35/15, Width: 6 mm, Colour: Beige

In general

Order number	Article designation	GTIN (EAN)	Packaging unit
3748.2	ZES 35	4044211060572	50 PC

Test adapter



Test adapter, Pitch size: 5.1 mm, Colour: Beige

In general

Order number	Article designation	GTIN (EAN)	Packaging unit
3740.2	ZTA 2,5	4044211060497	10 PC


3512.2

ZSL 2,5/4A GNYE

ZSL 2,5/4A GNYE

Accessories

Quick-marking



Terminal marker / Pocket Maxicard, Length: 5 mm,
Width: 5 mm, Colour: White

In general

Order number	Article designation	GTIN (EAN)	Packaging unit
4600.7	PMC SB 5/50 WH	4044211088903	500 PC

Fourfold-cover



Cover, Length: 6.7 mm, Width: 20.4 mm, Colour:
Yellow

In general

Order number	Article designation	GTIN (EAN)	Packaging unit
3706.0	ZAD 2,5/4/B	4044211060244	20 PC
