

PCB terminal, Push-in connection, No. of poles: 5, Width: 55.25 mm, Colour: Green

Business data

| | |
|--|--------------------|
| Article number | 14495.1 |
| Article name | PBK 5/5/11,50-H GN |
| GTIN (EAN) | 4044211192662 |
| Packaging unit | 50 |
| Quantity unit | PC |
| Packaging type | Carton |
| Type of banding | Without |
| Weight per piece (not including packaging) | 24.76 g |
| Weight per piece (including packaging) | 24.76 g |
| Unit of weight | G |
| Customs number | 85369010 |
| Country of origin | QU |
| Colour | Green |

Technical data

Dimensions

| | |
|----------------------------|----------|
| Length | 24.15 mm |
| Length of the pin | 4.6 mm |
| Width | 55.25 mm |
| Width left | 6.6 mm |
| Width right | 2.65 mm |
| Height | 19.6 mm |
| Drill hole diameter | 2.1 mm |
| Diameter of connecting pin | 0.8 mm |
| Pitch | 11.5 mm |

Ratings

| | |
|-----------------------|-------------------|
| Rated voltage | 1000 V |
| Rated current | 41 A |
| Rated cross-section | 6 mm ² |
| Rated impulse voltage | 3.5 kV |
| Overvoltage category | III |
| Contamination degree | 3 |

Connection data

| | |
|--|----------------------|
| Connection principle | Push-in connection |
| Connection type of PCB | Connecting contact |
| Type of attachment to circuit board | Solder connection |
| Angle of PCB/wire connection | 0°/180° (horizontal) |
| No. of poles | 5 |
| Number of levels | 1 |
| Wire cross-section single-core (rigid) / stranded, min. | 0.2 mm ² |
| Wire cross-section single core (rigid)/stranded, max. | 10 mm ² |
| Wire cross-section stranded, min. | 0.2 mm ² |
| Wire cross-section stranded, max. | 6 mm ² |
| Wire cross-section stranded with wire-end ferrules, min. | 0.25 mm ² |
| Wire cross-section stranded with wire-end ferrules, max. | 6 mm ² |
| Wire cross-section AWG, min. | 24 |
| Wire cross-section AWG, max. | 8 |
| Stripping length | 15 mm |

Technical data

Materials

| | |
|---------------------------|-----------------|
| Insulation housing | Polyamide 6.6 |
| Flammability class UL 94 | V-0 |
| Working temperature, min. | -30 °C |
| Working temperature, max. | 105 °C |
| Terminal spring | Stainless steel |
| Soldering lug | Copper alloy |

Further technical data

| | |
|--|-----------------------------|
| Storage temperature, min. | -40 °C |
| Storage temperature, max. | 105 °C |
| Insulation resistance | 1*10 ¹³ Ohm x cm |
| Creepage-current resistance | CTI 600 |
| Glow wire flammability index GWFI | GWFI 850 |
| GWFI after-glow time | 30 Sek. |
| Glow wire ignition temperature GWIT | GWIT 775 °C |
| GWIT exposure time | 5 Sek. |
| Connection cycles, in compliance with standard | 10 |
| Recommended wave soldering temperature | 265 °C |
| Recommended wave soldering duration, min. | 3 Sek. |
| Recommended wave soldering duration, max. | 4 Sek. |

Environmental Product Compliance

| | |
|--------------------------------|------------|
| REACH Conform | yes |
| REACH Reference date | 2022-06-10 |
| REACH Candidate Substance Note | No |
| RoHS Conform | yes |

Approvals

cUL Recognized

| | |
|--|-----------------|
| cUL approval | CSA 22.2 No.158 |
| cUL Usegroup B: rated voltage | 600 V |
| cUL Usegroup B: rated current | 35 A |
| cUL Usegroup C: rated voltage | 600 V |
| cUL Usegroup C: rated current | 35 A |
| cUL Usegroup D: rated voltage | 600 V |
| cUL Usegroup D: rated current | 5 A |
| cUL wire cross-section single-core (rigid) AWG, min. | 24 |
| cUL wire cross-section single-core (rigid) AWG, max. | 8 |
| cUL wire cross-section stranded AWG, min. | 24 |
| cUL wire cross-section stranded AWG, max. | 8 |
| cUL wire material | Cu |
| cUL Recognized | 1 |

UL Recognized

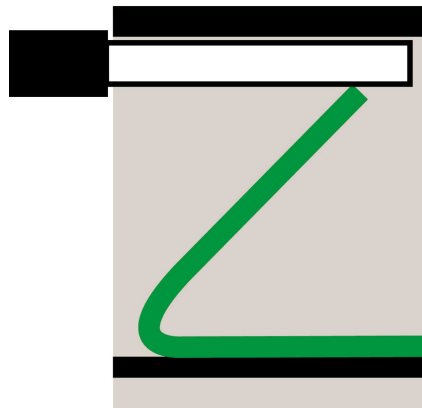
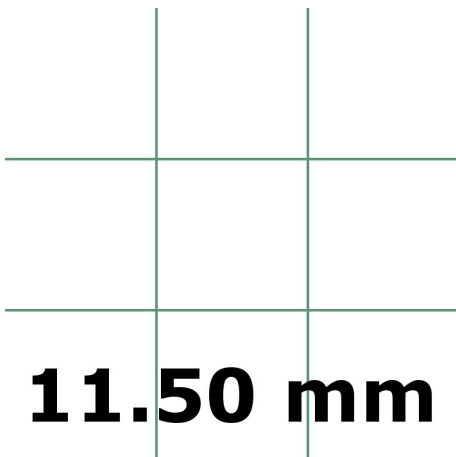
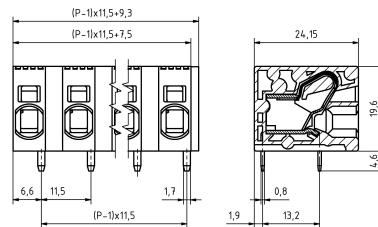

| | |
|---|---------|
| UL approval | UL 1059 |
| UL Usegroup B: rated voltage | 600 V |
| UL Usegroup B: rated current | 35 A |
| UL Usegroup C: rated voltage | 600 V |
| UL Usegroup C: rated current | 35 A |
| UL Usegroup D: rated voltage | 600 V |
| UL Usegroup D: rated current | 5 A |
| UL wire cross-section single-core (rigid) AWG, min. | 24 |
| UL wire cross-section single-core (rigid) AWG, max. | 8 |
| UL wire cross-section stranded AWG, min. | 24 |
| UL wire cross-section stranded AWG, max. | 8 |
| UL wire material | Cu |
| UL factory wiring | 1 |
| UL field wiring | 1 |
| UL Recognized | 1 |

Approvals

VDE approval

| | |
|---|---------------------|
| VDE approval | DIN EN 60998 |
| VDE approval granted | yes |
| VDE rated voltage | 1000 V |
| VDE rated current | 41 A |
| VDE rated current wire cross-section rigid, max. | 41 A |
| VDE rated current wire cross-section stranded, max. | 41 A |
| VDE rated impulse voltage | 3.5 kV |
| VDE wire cross-section rigid, min. | 0.2 mm ² |
| VDE wire cross-section rigid, max. | 10 mm ² |
| VDE wire cross-section stranded, min. | 0.2 mm ² |
| VDE wire cross-section stranded, max. | 6 mm ² |
| VDE overvoltage category | III |
| VDE contamination degree | 3 |

Media



Accessories
