

PCB terminal, Push-in connection, No. of poles: 4, Width: 43.75 mm, Colour: Green

### Business data

|  |                    |
|--|--------------------|
| Article number                             | 14494.1            |
| Article name                               | PBK 5/4/11,50-H GN |
| GTIN (EAN)                                 | 4044211192655      |
| Packaging unit                             | 50                 |
| Quantity unit                              | PC                 |
| Packaging type                             | Carton             |
| Type of banding                            | Without            |
| Weight per piece (not including packaging) | 19.82 g            |
| Weight per piece (including packaging)     | 19.82 g            |
| Unit of weight                             | G                  |
| Customs number                             | 85369010           |
| Country of origin                          | QU                 |
| Colour                                     | Green              |

### Technical data

#### Dimensions

|                            |          |
|----------------------------|----------|
| Length                     | 24.15 mm |
| Length of the pin          | 4.6 mm   |
| Width                      | 43.75 mm |
| Width left                 | 6.6 mm   |
| Width right                | 2.65 mm  |
| Height                     | 19.6 mm  |
| Drill hole diameter        | 2.1 mm   |
| Diameter of connecting pin | 0.8 mm   |
| Pitch                      | 11.5 mm  |

#### Ratings

|                       |                   |
|-----------------------|-------------------|
| Rated voltage         | 1000 V            |
| Rated current         | 41 A              |
| Rated cross-section   | 6 mm <sup>2</sup> |
| Rated impulse voltage | 3.5 kV            |
| Overvoltage category  | III               |
| Contamination degree  | 3                 |

#### Connection data

|  |                      |
|--|----------------------|
| Connection principle                                     | Push-in connection   |
| Connection type of PCB                                   | Connecting contact   |
| Type of attachment to circuit board                      | Solder connection    |
| Angle of PCB/wire connection                             | 0°/180° (horizontal) |
| No. of poles   | 4                    |
| Number of levels   | 1                    |
| Wire cross-section single-core (rigid) / stranded, min.  | 0.2 mm <sup>2</sup>  |
| Wire cross-section single core (rigid)/stranded, max.    | 10 mm <sup>2</sup>   |
| Wire cross-section stranded, min.                        | 0.2 mm <sup>2</sup>  |
| Wire cross-section stranded, max.                        | 6 mm <sup>2</sup>    |
| Wire cross-section stranded with wire-end ferrules, min. | 0.25 mm <sup>2</sup> |
| Wire cross-section stranded with wire-end ferrules, max. | 6 mm <sup>2</sup>    |
| Wire cross-section AWG, min.                             | 24                   |
| Wire cross-section AWG, max.                             | 8                    |
| Stripping length   | 15 mm                |

### Technical data

#### Materials

|                           |                 |
|---------------------------|-----------------|
| Insulation housing        | Polyamide 6.6   |
| Flammability class UL 94  | V-0             |
| Working temperature, min. | -30 °C          |
| Working temperature, max. | 105 °C          |
| Terminal spring           | Stainless steel |
| Soldering lug             | Copper alloy    |

#### Further technical data

|  |                             |
|--|-----------------------------|
| Storage temperature, min.                      | -40 °C                      |
| Storage temperature, max.                      | 105 °C                      |
| Insulation resistance                          | 1*10 <sup>13</sup> Ohm x cm |
| Creepage-current resistance                    | CTI 600                     |
| Glow wire flammability index GWFI              | GWFI 850                    |
| GWFI after-glow time                           | 30 Sek.                     |
| Glow wire ignition temperature GWIT            | GWIT 775 °C                 |
| GWIT exposure time                             | 5 Sek.                      |
| Connection cycles, in compliance with standard | 10                          |
| Recommended wave soldering temperature         | 265 °C                      |
| Recommended wave soldering duration, min.      | 3 Sek.                      |
| Recommended wave soldering duration, max.      | 4 Sek.                      |

#### Environmental Product Compliance

|                                |            |
|--------------------------------|------------|
| REACH Conform                  | yes        |
| REACH Reference date           | 2022-06-10 |
| REACH Candidate Substance Note | No         |
| RoHS Conform                   | yes        |

### Approvals

#### cUL Recognized

|  |                 |
|--|-----------------|
| cUL approval   | CSA 22.2 No.158 |
| cUL Usegroup B: rated voltage                        | 600 V           |
| cUL Usegroup B: rated current                        | 35 A            |
| cUL Usegroup C: rated voltage                        | 600 V           |
| cUL Usegroup C: rated current                        | 35 A            |
| cUL Usegroup D: rated voltage                        | 600 V           |
| cUL Usegroup D: rated current                        | 5 A             |
| cUL wire cross-section single-core (rigid) AWG, min. | 24              |
| cUL wire cross-section single-core (rigid) AWG, max. | 8               |
| cUL wire cross-section stranded AWG, min.            | 24              |
| cUL wire cross-section stranded AWG, max.            | 8               |
| cUL wire material                                    | Cu              |
| cUL Recognized                                       | 1               |

#### UL Recognized

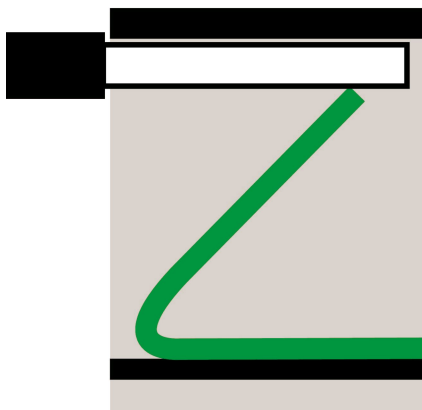
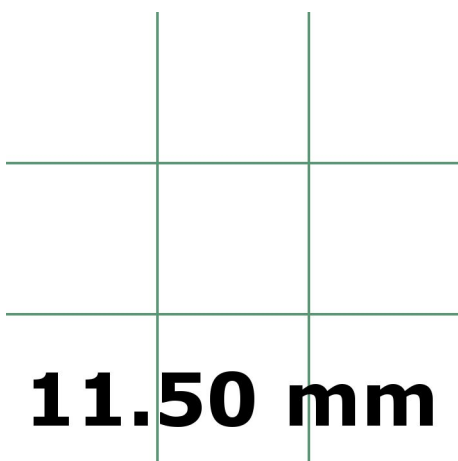
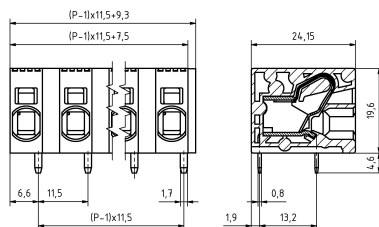
|   |         |
|---|---------|
| UL approval   | UL 1059 |
| UL Usegroup B: rated voltage                        | 600 V   |
| UL Usegroup B: rated current                        | 35 A    |
| UL Usegroup C: rated voltage                        | 600 V   |
| UL Usegroup C: rated current                        | 35 A    |
| UL Usegroup D: rated voltage                        | 600 V   |
| UL Usegroup D: rated current                        | 5 A     |
| UL wire cross-section single-core (rigid) AWG, min. | 24      |
| UL wire cross-section single-core (rigid) AWG, max. | 8       |
| UL wire cross-section stranded AWG, min.            | 24      |
| UL wire cross-section stranded AWG, max.            | 8       |
| UL wire material                                    | Cu      |
| UL factory wiring                                   | 1       |
| UL field wiring                                     | 1       |
| UL Recognized                                       | 1       |

### Approvals

#### VDE approval

|   |                     |
|---|---------------------|
| VDE approval  | DIN EN 60998        |
| VDE approval granted                                | yes                 |
| VDE rated voltage                                   | 1000 V              |
| VDE rated current                                   | 41 A                |
| VDE rated current wire cross-section rigid, max.    | 41 A                |
| VDE rated current wire cross-section stranded, max. | 41 A                |
| VDE rated impulse voltage                           | 3.5 kV              |
| VDE wire cross-section rigid, min.                  | 0.2 mm <sup>2</sup> |
| VDE wire cross-section rigid, max.                  | 10 mm <sup>2</sup>  |
| VDE wire cross-section stranded, min.               | 0.2 mm <sup>2</sup> |
| VDE wire cross-section stranded, max.               | 6 mm <sup>2</sup>   |
| VDE overvoltage category                            | III                 |
| VDE contamination degree                            | 3                   |

### Media



---

### Accessories

---