


1430.2

RK 6-10 Ex BG

RK 6-10 Ex BG



Ex feed-through terminal ATEX-certified, Screw connection, Mounting type: Mounting rail TS 35/7.5 and TS 32, Rated cross-section: 10 mm², Width: 8 mm, Colour: Beige

Business data

Product description	Ex feed-through terminal ATEX-certified
Explosion-proof version (EEx e)	✓
Packaging unit	100
Quantity unit	PC
Weight per piece (not including packaging)	14.8
Weight per piece (including packaging)	15.45
Unit of weight	G
Customs number	85369010
Country of origin	DE

© CONTA-CLIP Verbindungstechnik GmbH | Otto-Hahn-Str. 7 | D-33161 Hövelhof
 Fon +49 (0) 52 57.98 33-0 | Fax +49 (0) 52 57.98 33-33 | E-Mail info@conta-clip.de | conta-clip.de

Creation date 24.02.2021 01:06:56
 Subject to technical modifications

1430.2

RK 6-10 Ex BG

RK 6-10 Ex BG

Technical Data

Dimensions

Length	48 mm
Width	8 mm
Height TS 35/7.5	47 mm
Height TS 32	51.5 mm

Ratings

Rated voltage	690 V
Rated current	61 A
Rated cross-section	10 mm ²
Rated impulse voltage	6 kV
Overvoltage category	III
Contamination degree	3

1430.2

RK 6-10 Ex BG

RK 6-10 Ex BG

Technical Data

Connection data

Connection principle	Screw connection
Connection position	Lateral
Connections	2
Number of terminals per level	2
Number of levels	1
Wire cross-section single-core (rigid) / stranded, min.	0.2 mm ²
Wire cross-section single core (rigid)/stranded, max.	10 mm ²
Wire cross-section stranded, min.	0.2 mm ²
Wire cross-section stranded, max.	6 mm ²
Wire cross-section stranded with wire-end ferrules, min.	0.2 mm ²
Wire cross-section stranded with wire-end ferrules, max.	10 mm ²
Wire cross-section AWG, min.	22
Wire cross-section AWG, max.	8
Stripping length	12 mm
Screw head	Slotted
Screw threading	M 4
Tightening torque, min.	1.2 Nm
Tightening torque, max.	2 Nm

1430.2

RK 6-10 Ex BG

RK 6-10 Ex BG

Technical Data

Materials

Insulation housing	Polyamide 6.6
--------------------	---------------

Flammability class UL 94	V-2
--------------------------	-----

Working temperature, min.	-40 °C
---------------------------	--------

Working temperature, max.	105 °C
---------------------------	--------

Further technical data

Mounting type	Mounting rail TS 35/7.5 and TS 32
---------------	-----------------------------------

Gauge plug acc. to EN 60 947-1	A5
--------------------------------	----

Number of cross-connection channels	1
-------------------------------------	---

End plate required	✓
--------------------	---

Number of test pick-off options	1
---------------------------------	---

1430.2

RK 6-10 Ex BG

RK 6-10 Ex BG

Approvals

Standards and regulations

Partial certification number	NEMKO ATEX 1136 U
------------------------------	-------------------

EAC approval	TR ZU 004/2011
--------------	----------------

EAC approval granted	✓
----------------------	---

CSA approval

CSA approval	C22.2 No 158
--------------	--------------

CSA approval granted	✓
----------------------	---

CSA Usegroup C: rated voltage	600 V
-------------------------------	-------

CSA Usegroup C: rated current	55 A
-------------------------------	------

CSA wire cross-section AWG, min.	22
----------------------------------	----

CSA wire cross-section AWG, max.	10
----------------------------------	----

CSA stripping length	12 mm
----------------------	-------

CSA torque, max.	2 Nm
------------------	------

CSA torque, min.	1.2 Nm
------------------	--------

1430.2

RK 6-10 Ex BG

RK 6-10 Ex BG

Approvals

German Lloyd approval

GL approval	IEC 60947-7-1
GL approval granted	✓
GL rated voltage	750 V
GL rated current	61 A
GL rated cross-section	10 mm ²
GL environmental category	C

KEMA KEUR approval

KEMA KEUR approval	EN 60947-7-1
KEMA KEUR approval granted	✓
KEMA rated voltage	800 V
KEMA rated current	57 A
KEMA rated impulse voltage	6 kV
KEMA wire cross-section single core (rigid), min.	0.2 mm ²
KEMA wire cross-section single-core (rigid), max.	10 mm ²
KEMA wire cross-section stranded, min.	0.2 mm ²
KEMA wire cross-section stranded, max.	10 mm ²
KEMA torque, min.	1.2 Nm
KEMA torque, max.	2 Nm

UL Recognized

UL Recognized	UL 1059
UL Recognized granted	✓
UL Usegroup C: rated voltage	600 V
UL Usegroup C: rated current	65 A
UL wire cross-section single-core (rigid) AWG, min.	22
UL wire cross-section single-core (rigid) AWG, max.	6
UL wire cross-section stranded AWG, min.	22

UL wire cross-section stranded AWG, max. 6
Fon +49 (0) 52 57 98 33-0 | Fax +49 (0) 52 57 98 33-33 | E-Mail info@conta-clip.de | conta-clip.de

UL torque	12 Lb In
UL wire material	CU
UL factory wiring	✓
UL field wiring	✓

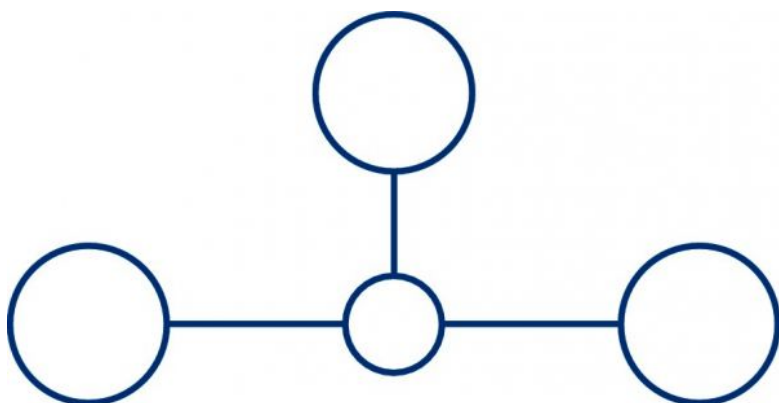
Creation date 24.02.2021 01:06:56
 Subject to technical modifications

1430.2


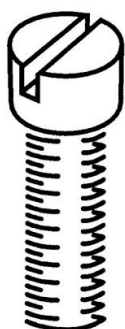
RK 6-10 Ex BG

RK 6-10 Ex BG

Media



M4



EAC

1430.2

RK 6-10 Ex BG

RK 6-10 Ex BG

Media



1430.2

RK 6-10 Ex BG

RK 6-10 Ex BG

Accessories

Cover



Cover, Length: 32 mm, Width: 1.3 mm, Colour: Yellow

In general

Order number	Article designation	GTIN (EAN)	Packaging unit
2054.0	AD 4/32/B	4044211048600	50 PC



Cover, Length: 32 mm, Width: 1.3 mm, Colour: Yellow

In general

Order number	Article designation	GTIN (EAN)	Packaging unit
2495.0	AD 4/32/B/E	4044211052966	50 PC

1430.2

RK 6-10 Ex BG

RK 6-10 Ex BG

Accessories

Cover



Cover, Length: 26.5 mm, Width: 8 mm, Colour: Yellow

In general

Order number	Article designation	GTIN (EAN)	Packaging unit
2954.0	AD 1/8/B	4044211056827	50 PC



Cover, Length: 26.5 mm, Width: 8 mm, Colour: White

In general

Order number	Article designation	GTIN (EAN)	Packaging unit
2966.0	AD 1/8	4044211056957	50 PC


1430.2

RK 6-10 Ex BG

RK 6-10 Ex BG

Accessories

End plate



End plate, Width: 1.5 mm, Colour: Beige

In general

Order number	Article designation	GTIN (EAN)	Packaging unit
2001.2	AP 2,5-10	4044211047979	50 PC

End bracket



End stop, Mounting type: Mounting rail TS 35/7.5,
Width: 9.5 mm, Colour: Beige

In general

Order number	Article designation	GTIN (EAN)	Packaging unit
2828.0	ES 35/K/ST	4044211055547	50 PC

1430.2

RK 6-10 Ex BG

RK 6-10 Ex BG

Accessories


Cross connector



Cross-connector, No. of poles: 10, Mounting type: Can be screwed on, Width: 49.9 mm, Rated cross-section: 2.5 mm², Colour: natural

In general

Order number	Article designation	GTIN (EAN)	Packaging unit
2570.0	Q 10	4044211053604	10 PC



Cross-connector, No. of poles: 2, Mounting type: Can be screwed on, Width: 9.1 mm, Rated cross-section: 2.5 mm², Colour: natural

In general

Order number	Article designation	GTIN (EAN)	Packaging unit
2567.0	Q 2	4044211053574	50 PC

1430.2

RK 6-10 Ex BG

RK 6-10 Ex BG

Accessories

Cross connector



Cross-connector, No. of poles: 3, Mounting type: Can be screwed on, Width: 14.2 mm, Rated cross-section: 2.5 mm², Colour: natural

In general

Order number	Article designation	GTIN (EAN)	Packaging unit
2568.0	Q 3	4044211053581	50 PC



Cross-connector, No. of poles: 4, Mounting type: Can be screwed on, Width: 19.3 mm, Rated cross-section: 2.5 mm², Colour: natural

In general

Order number	Article designation	GTIN (EAN)	Packaging unit
2569.0	Q 4	4044211053598	20 PC


1430.2

RK 6-10 Ex BG

RK 6-10 Ex BG

Accessories

Quick-marking



Terminal marker / Pocket Maxicard, Length: 5 mm,
Width: 5 mm, Colour: White

In general

Order number	Article designation	GTIN (EAN)	Packaging unit
4600.7	PMC SB 5/50 WH	4044211088903	500 PC

Screw driver



Screwdriver with bare blade, Colour: Black-grey

In general

Order number	Article designation	GTIN (EAN)	Packaging unit
1085.0	SDB 0,5x3,0	4044211014643	1 PC

1430.2

RK 6-10 Ex BG

RK 6-10 Ex BG

Accessories

Test adapter



Test adapter, Length: 37.3 mm, Pitch size: 5 mm,
Colour: Beige

In general

Order number	Article designation	GTIN (EAN)	Packaging unit
2812.0	TA 5/1/ST	4044211055394	10 PC

Insulation plate



Insulation plate, Colour: Beige

In general

Order number	Article designation	GTIN (EAN)	Packaging unit
2566.2	TRS 3	4044211053567	100 PC


1430.2

RK 6-10 Ex BG

RK 6-10 Ex BG

Accessories

Partition plate



Partition plate, Width: 1.5 mm, Colour: Beige

In general

Order number	Article designation	GTIN (EAN)	Packaging unit
2002.2	TW 2,5-10	4044211048044	50 PC
