

Double-level PCB terminal, Tension-spring connection, No. of poles: 15, Width: 76.7 mm, Colour: Green

Business data

| | |
|--|---------------------|
| Article number | 13347.1 |
| Article name | PZK 3750/15/5,00 GN |
| GTIN (EAN) | 4044211082031 |
| Packaging unit | 50 |
| Quantity unit | PC |
| Packaging type | Carton |
| Type of banding | Without |
| Weight per piece (not including packaging) | 36.75 g |
| Weight per piece (including packaging) | 38.25 g |
| Unit of weight | G |
| Customs number | 85369010 |
| Country of origin | QU |
| Colour | Green |

Technical data

Dimensions

| | |
|----------------------------|---------|
| Length | 21 mm |
| Length of the pin | 4 mm |
| Width | 76.7 mm |
| Width left | 3.7 mm |
| Width right | 3 mm |
| Height | 25.7 mm |
| Drill hole diameter | 1.3 mm |
| Diameter of connecting pin | 0.7 mm |
| Pitch | 5 mm |

Ratings

| | |
|-----------------------|---------------------|
| Rated voltage | 250 V |
| Rated current | 12 A |
| Rated cross-section | 2.5 mm ² |
| Rated impulse voltage | 2 kV |
| Overvoltage category | III |
| Contamination degree | 3 |

Connection data

| | |
|--|----------------------------|
| Connection principle | Tension-spring connection |
| Connection type of PCB | Solder connection |
| Type of attachment to circuit board | Connecting contact |
| Angle of PCB/wire connection | 45°/135° (slanted upwards) |
| No. of poles | 15 |
| Number of levels | 2 |
| Wire cross-section single-core (rigid) / stranded, min. | 0.08 mm ² |
| Wire cross-section single core (rigid)/stranded, max. | 2.5 mm ² |
| Wire cross-section stranded, min. | 0.14 mm ² |
| Wire cross-section stranded, max. | 2.5 mm ² |
| Wire cross-section stranded with wire-end ferrules, min. | 0.14 mm ² |
| Wire cross-section stranded with wire-end ferrules, max. | 1.5 mm ² |
| Wire cross-section AWG, min. | 28 |
| Wire cross-section AWG, max. | 14 |
| Stripping length | 6 mm |

Technical data

Materials

| | |
|---------------------------|-----------------|
| Insulation housing | Polyamide 6.6 |
| Flammability class UL 94 | V-0 |
| Working temperature, min. | -30 °C |
| Working temperature, max. | 105 °C |
| Tension spring | Stainless steel |
| Soldering lug | Copper alloy |

Further technical data

| | |
|--|-----------------------------|
| Storage temperature, min. | -40 °C |
| Storage temperature, max. | 105 °C |
| Insulation resistance | 1*10 ¹³ Ohm x cm |
| Creepage-current resistance | CTI 600 |
| Glow wire flammability index GWFI | GWFI 850 |
| GWFI after-glow time | 30 Sek. |
| Glow wire ignition temperature GWIT | GWIT 775 °C |
| GWIT exposure time | 5 Sek. |
| Connection cycles, in compliance with standard | 10 |
| Recommended wave soldering temperature | 265 °C |
| Recommended wave soldering duration, min. | 3 Sek. |
| Recommended wave soldering duration, max. | 4 Sek. |

Environmental Product Compliance

| | |
|--------------------------------|------------|
| REACH Conform | yes |
| REACH Reference date | 2022-06-10 |
| REACH Candidate Substance Note | No |
| RoHS Conform | yes |

Approvals

cUL Recognized

| | |
|--|-----------------|
| cUL approval | CSA 22.2 No.158 |
| cUL Usegroup B: rated voltage | 300 V |
| cUL Usegroup B: rated current | 16 A |
| cUL Usegroup D: rated voltage | 300 V |
| cUL Usegroup D: rated current | 10 A |
| cUL wire cross-section single-core (rigid) AWG, min. | 28 |
| cUL wire cross-section single-core (rigid) AWG, max. | 14 |
| cUL wire cross-section stranded AWG, min. | 28 |
| cUL wire cross-section stranded AWG, max. | 14 |
| cUL wire material | Cu |
| cUL Recognized | 1 |

UL Recognized

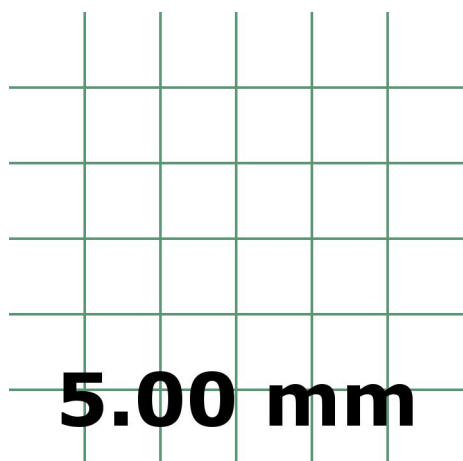
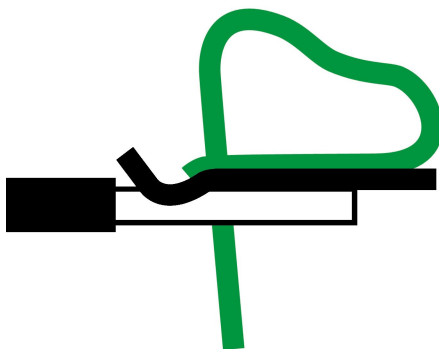
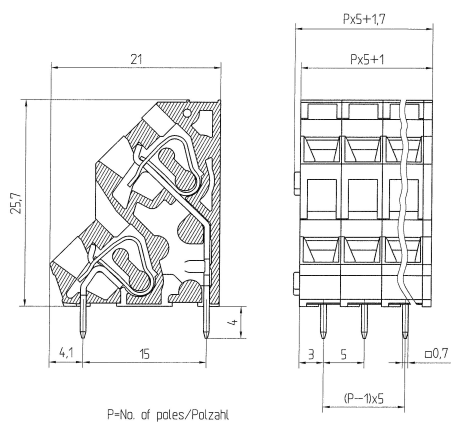
| | |
|---|---------|
| UL approval | UL 1059 |
| UL Usegroup B: rated voltage | 300 V |
| UL Usegroup B: rated current | 16 A |
| UL Usegroup D: rated voltage | 300 V |
| UL Usegroup D: rated current | 10 A |
| UL wire cross-section single-core (rigid) AWG, min. | 28 |
| UL wire cross-section single-core (rigid) AWG, max. | 14 |
| UL wire cross-section stranded AWG, min. | 28 |
| UL wire cross-section stranded AWG, max. | 14 |
| UL wire material | Cu |
| UL factory wiring | 1 |
| UL field wiring | 1 |
| UL Recognized | 1 |

Approvals

VDE approval

| | |
|---|---------------------|
| VDE approval | DIN EN 60998 |
| VDE approval granted | yes |
| VDE rated voltage | 250 V |
| VDE rated current | 12 A |
| VDE rated current wire cross-section rigid, max. | 12 A |
| VDE rated current wire cross-section stranded, max. | 12 A |
| VDE rated impulse voltage | 2 kV |
| VDE wire cross-section rigid, min. | 0.5 mm ² |
| VDE wire cross-section rigid, max. | 2.5 mm ² |
| VDE wire cross-section stranded, min. | 0.5 mm ² |
| VDE wire cross-section stranded, max. | 2.5 mm ² |
| VDE overvoltage category | III |
| VDE contamination degree | 3 |

Media



Accessories
