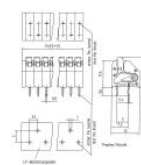



13331.0

PBK 4291/23/3,50-KDVP LG

PBK 4291/23/3,50-KDVP LG



PCB terminal, Push-in connection, No. of poles: 23, Width: 82 mm, Colour: Pebble grey

## Business data

Packaging unit	50
Quantity unit	PC
Packaging type	Carton
Type of banding	Without
Weight per piece (not including packaging)	13.34
Weight per piece (including packaging)	15.14
Unit of weight	G
Customs number	85369010
Country of origin	QU

**13331.0**

**PBK 4291/23/3,50-KDVP LG**

**PBK 4291/23/3,50-KDVP LG**

## Technical Data

---

### Dimensions

---

Length	12 mm
Length of the pin	3.6 mm
Width	82 mm
Width left	3.25 mm
Width right	1.75 mm
Height	13 mm
Drill hole diameter	1 mm
Diameter of connecting pin	0.4 mm
Pitch	3.5 mm

### Ratings

---

Rated voltage	130 V
Rated current	3 A
Rated cross-section	1 mm <sup>2</sup>
Rated impulse voltage	2 kV
Overvoltage category	III
Contamination degree	3

**13331.0**

**PBK 4291/23/3,50-KDVP LG**

**PBK 4291/23/3,50-KDVP LG**

## Technical Data

---

### Connection data

---

Connection principle	Push-in connection
Connection type of PCB	Connecting contact
Type of attachment to circuit board	Solder connection
Angle of PCB/wire connection	45°/135° (slanted upwards)
No. of poles	23
Number of levels	1
Wire cross-section single-core (rigid) / stranded, min.	0.08 mm <sup>2</sup>
Wire cross-section single core (rigid)/stranded, max.	1.5 mm <sup>2</sup>
Wire cross-section stranded, min.	0.14 mm <sup>2</sup>
Wire cross-section stranded, max.	1 mm <sup>2</sup>
Wire cross-section stranded with wire-end ferrules, min.	0.14 mm <sup>2</sup>
Wire cross-section stranded with wire-end ferrules, max.	0.5 mm <sup>2</sup>
Wire cross-section AWG, min.	22
Wire cross-section AWG, max.	16
Stripping length	9 mm

**13331.0**

**PBK 4291/23/3,50-KDVP LG**

**PBK 4291/23/3,50-KDVP LG**

## Technical Data

---

### Materials

Insulation housing	Polyamide 6.6
Flammability class UL 94	V-0
Working temperature, min.	-30 °C
Working temperature, max.	105 °C
Contact flag	Copper alloy

### Further technical data

Storage temperature, min.	-40 °C
Storage temperature, max.	105 °C
Insulation resistance	1*10 <sup>13</sup> Ohm x cm
Creepage-current resistance	CTI 600
Glow wire flammability index GWFI	GWFI 850
GWFI after-glow time	30 Sek.
Glow wire ignition temperature GWIT	GWIT 775 °C
GWIT exposure time	5 Sek.
Connection cycles, in compliance with standard	10
Recommended wave soldering temperature	265 °C
Recommended wave soldering duration, min.	3 Sek.
Recommended wave soldering duration, max.	4 Sek.

**13331.0**

**PBK 4291/23/3,50-KDVP LG**

**PBK 4291/23/3,50-KDVP LG**

## Approvals

---

### cUL Recognized

cUL Recognized	CSA 22.2 No.158
cUL Recognized	✓
cUL Usegroup B: rated voltage	300 V
cUL Usegroup B: rated current	6 A
cUL wire cross-section single-core (rigid) AWG, min.	22
cUL wire cross-section single-core (rigid) AWG, max.	16
cUL wire cross-section stranded AWG, min.	22
cUL wire cross-section stranded AWG, max.	16
cUL wire material	Cu

**13331.0**

**PBK 4291/23/3,50-KDVP LG**

**PBK 4291/23/3,50-KDVP LG**

## Approvals

---

### UL Recognized

UL Recognized	UL 1059
UL Recognized granted	✓
UL Usegroup B: rated voltage	300 V
UL Usegroup B: rated current	6 A
UL wire cross-section single-core (rigid) AWG, min.	22
UL wire cross-section single-core (rigid) AWG, max.	16
UL wire cross-section stranded AWG, min.	22
UL wire cross-section stranded AWG, max.	16
UL wire material	Cu
UL factory wiring	✓
UL field wiring	✓

**13331.0**

**PBK 4291/23/3,50-KDVP LG**

**PBK 4291/23/3,50-KDVP LG**

## Approvals

---

### VDE approval

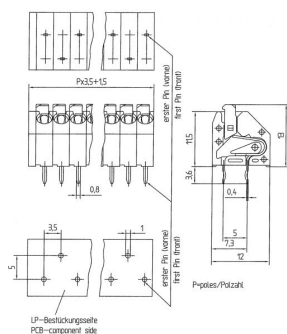
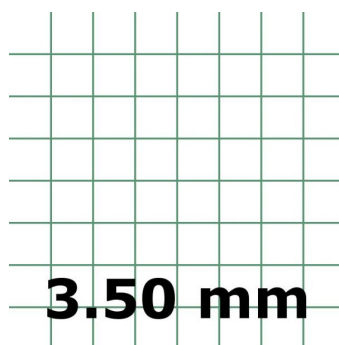
VDE approval	DIN EN 60998
VDE approval granted	✓
VDE rated voltage	130 V
VDE rated current	3 A
VDE rated current wire cross-section rigid, max.	3 A
VDE rated impulse voltage	2 kV
VDE wire cross-section rigid, min.	0.2 mm <sup>2</sup>
VDE wire cross-section rigid, max.	0.75 mm <sup>2</sup>
VDE overvoltage category	III
VDE contamination degree	3

13331.0

PBK 4291/23/3,50-KDVP LG

PBK 4291/23/3,50-KDVP LG

## Media



**CRV<sup>®</sup> US**

