

PCB terminal, Tension-spring connection, No. of poles: 3, Width: 17.2 mm, Colour: Green

### Business data

|  |                         |
|--|-------------------------|
| Article number                             | 11075.1                 |
| Article name                               | PZK 3100/3/5,00/5,08 GN |
| GTIN (EAN)                                 | 4044211016982           |
| Packaging unit                             | 50                      |
| Quantity unit                              | PC                      |
| Packaging type                             | Carton                  |
| Type of banding                            | Without                 |
| Weight per piece (not including packaging) | 3 g                     |
| Weight per piece (including packaging)     | 3.4 g                   |
| Unit of weight                             | G                       |
| Customs number                             | 85369010                |
| Country of origin                          | TN                      |
| Prio-Article                               | 11075.1                 |

### Technical data

#### Dimensions

|                            |         |
|----------------------------|---------|
| Length                     | 13.3 mm |
| Length of the pin          | 4 mm    |
| Width                      | 17.2 mm |
| Width left                 | 3.65 mm |
| Width right                | 3.55 mm |
| Height                     | 13.8 mm |
| Drill hole diameter        | 1.1 mm  |
| Diameter of connecting pin | 0.7 mm  |
| Pitch                      | 5 mm    |

#### Ratings

|                       |                     |
|-----------------------|---------------------|
| Rated voltage         | 250 V               |
| Rated current         | 24 A                |
| Rated cross-section   | 2.5 mm <sup>2</sup> |
| Rated impulse voltage | 2 kV                |
| Overvoltage category  | III                 |
| Contamination degree  | 3                   |

#### Connection data

|  |                           |
|--|---------------------------|
| Connection principle                                     | Tension-spring connection |
| Connection type of PCB                                   | Solder connection         |
| Type of attachment to circuit board                      | Connecting contact        |
| Angle of PCB/wire connection                             | 0°/180° (horizontal)      |
| No. of poles   | 3                         |
| Number of levels   | 1                         |
| Wire cross-section single-core (rigid) / stranded, min.  | 0.14 mm <sup>2</sup>      |
| Wire cross-section single core (rigid)/stranded, max.    | 2.5 mm <sup>2</sup>       |
| Wire cross-section stranded, min.                        | 0.14 mm <sup>2</sup>      |
| Wire cross-section stranded, max.                        | 2.5 mm <sup>2</sup>       |
| Wire cross-section stranded with wire-end ferrules, min. | 0.14 mm <sup>2</sup>      |
| Wire cross-section stranded with wire-end ferrules, max. | 1.5 mm <sup>2</sup>       |
| Wire cross-section AWG, min.                             | 28                        |
| Wire cross-section AWG, max.                             | 14                        |
| Stripping length   | 6 mm                      |

### Technical data

#### Materials

|                           |                 |
|---------------------------|-----------------|
| Insulation housing        | Polyamide 6.6   |
| Flammability class UL 94  | V-0             |
| Working temperature, min. | -30 °C          |
| Working temperature, max. | 105 °C          |
| Tension spring            | Stainless steel |
| Soldering lug             | Copper alloy    |

#### Further technical data

|  |                             |
|--|-----------------------------|
| Storage temperature, min.                      | -40 °C                      |
| Storage temperature, max.                      | 105 °C                      |
| Insulation resistance                          | 1*10 <sup>13</sup> Ohm x cm |
| Creepage-current resistance                    | CTI 600                     |
| Glow wire flammability index GWFI              | GWFI 850                    |
| GWFI after-glow time                           | 30 Sek.                     |
| Glow wire ignition temperature GWIT            | GWIT 775 °C                 |
| GWIT exposure time                             | 5 Sek.                      |
| Connection cycles, in compliance with standard | 10                          |
| Recommended wave soldering temperature         | 265 °C                      |
| Recommended wave soldering duration, min.      | 3 Sek.                      |
| Recommended wave soldering duration, max.      | 4 Sek.                      |

#### Environmental Product Compliance

|                                |            |
|--------------------------------|------------|
| REACH Conform                  | yes        |
| REACH Reference date           | 2022-06-10 |
| REACH Candidate Substance Note | No         |
| RoHS Conform                   | yes        |

### Approvals

#### cUL Recognized

|  |                 |
|--|-----------------|
| cUL approval   | CSA 22.2 No.158 |
| cUL Usegroup B: rated voltage                        | 300 V           |
| cUL Usegroup B: rated current                        | 16 A            |
| cUL Usegroup D: rated voltage                        | 300 V           |
| cUL Usegroup D: rated current                        | 10 A            |
| cUL wire cross-section single-core (rigid) AWG, min. | 28              |
| cUL wire cross-section single-core (rigid) AWG, max. | 14              |
| cUL wire cross-section stranded AWG, min.            | 28              |
| cUL wire cross-section stranded AWG, max.            | 14              |
| cUL wire material                                    | Cu              |
| cUL Recognized                                       | 1               |

#### UL Recognized

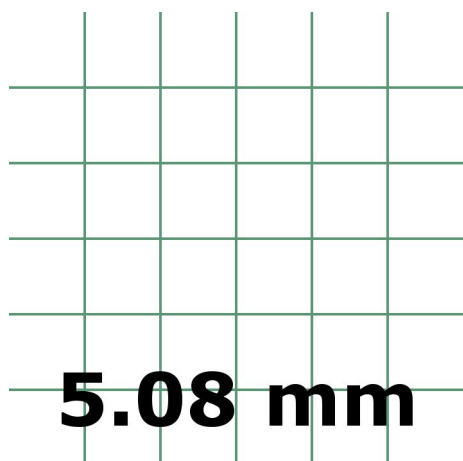
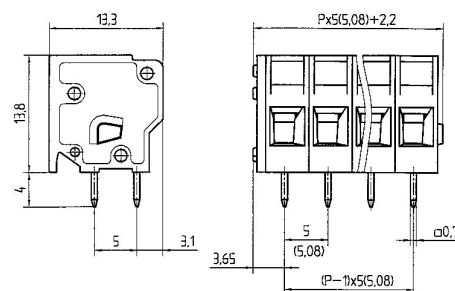
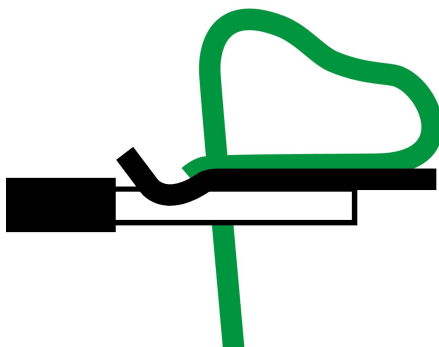
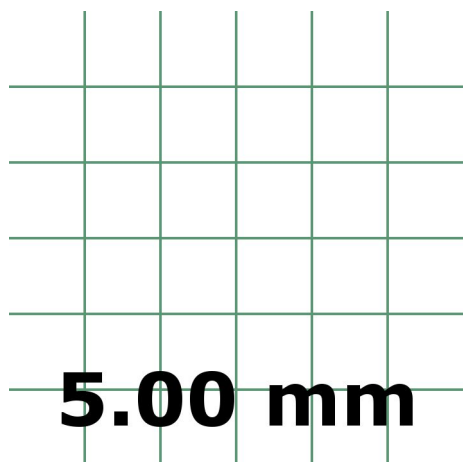
|   |         |
|---|---------|
| UL approval   | UL 1059 |
| UL Usegroup B: rated voltage                        | 300 V   |
| UL Usegroup B: rated current                        | 16 A    |
| UL Usegroup D: rated voltage                        | 300 V   |
| UL Usegroup D: rated current                        | 10 A    |
| UL wire cross-section single-core (rigid) AWG, min. | 28      |
| UL wire cross-section single-core (rigid) AWG, max. | 14      |
| UL wire cross-section stranded AWG, min.            | 28      |
| UL wire cross-section stranded AWG, max.            | 14      |
| UL wire material                                    | Cu      |
| UL factory wiring                                   | 1       |
| UL field wiring                                     | 1       |
| UL Recognized                                       | 1       |

### Approvals

#### VDE approval

|   |                     |
|---|---------------------|
| VDE approval  | DIN EN 60998        |
| VDE approval granted                                | yes                 |
| VDE rated voltage                                   | 250 V               |
| VDE rated current                                   | 24 A                |
| VDE rated current wire cross-section rigid, max.    | 24 A                |
| VDE rated current wire cross-section stranded, max. | 24 A                |
| VDE rated impulse voltage                           | 2 kV                |
| VDE wire cross-section rigid, min.                  | 0.5 mm <sup>2</sup> |
| VDE wire cross-section rigid, max.                  | 2.5 mm <sup>2</sup> |
| VDE wire cross-section stranded, min.               | 0.5 mm <sup>2</sup> |
| VDE wire cross-section stranded, max.               | 2.5 mm <sup>2</sup> |
| VDE overvoltage category                            | III                 |
| VDE contamination degree                            | 3                   |

### Media



---

### Accessories

---