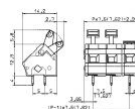
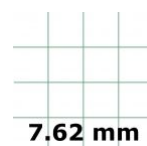
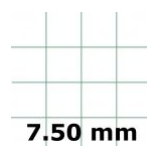



10900.1

PZK 3011/20/7,50/7,62-KD GN

PZK 3011/20/7,50/7,62-KD GN



PCB terminal, Tension-spring connection, No. of poles: 20, Width: 152.9 mm, Colour: Green

## Business data

|  |          |
|--|----------|
| Packaging unit                             | 50       |
| Quantity unit                              | PC       |
| Packaging type                             | Carton   |
| Type of banding                            | Without  |
| Weight per piece (not including packaging) | 22.9     |
| Weight per piece (including packaging)     | 24.8     |
| Unit of weight                             | G        |
| Customs number                             | 85369010 |
| Country of origin                          | QU       |

**10900.1**

**PZK 3011/20/7,50/7,62-KD GN**

**PZK 3011/20/7,50/7,62-KD GN**

## Technical Data

---

### Dimensions

---

|                            |          |
|----------------------------|----------|
| Length                     | 14.2 mm  |
| Length of the pin          | 4 mm     |
| Width                      | 152.9 mm |
| Width left                 | 3.65 mm  |
| Width right                | 6.75 mm  |
| Height                     | 12.9 mm  |
| Drill hole diameter        | 1.1 mm   |
| Diameter of connecting pin | 0.7 mm   |
| Pitch                      | 7.5 mm   |

### Ratings

---

|                       |                     |
|-----------------------|---------------------|
| Rated voltage         | 750 V               |
| Rated current         | 24 A                |
| Rated cross-section   | 2.5 mm <sup>2</sup> |
| Rated impulse voltage | 3 kV                |
| Overvoltage category  | III                 |
| Contamination degree  | 3                   |

**10900.1**

**PZK 3011/20/7,50/7,62-KD GN**

**PZK 3011/20/7,50/7,62-KD GN**

## Technical Data

---

### Connection data

|  |                            |
|--|----------------------------|
| Connection principle                                     | Tension-spring connection  |
| Connection type of PCB                                   | Solder connection          |
| Type of attachment to circuit board                      | Connecting contact         |
| Angle of PCB/wire connection                             | 45°/135° (slanted upwards) |
| No. of poles   | 20                         |
| Number of levels   | 1                          |
| Wire cross-section single-core (rigid) / stranded, min.  | 0.08 mm <sup>2</sup>       |
| Wire cross-section single core (rigid)/stranded, max.    | 2.5 mm <sup>2</sup>        |
| Wire cross-section stranded, min.                        | 0.14 mm <sup>2</sup>       |
| Wire cross-section stranded, max.                        | 2.5 mm <sup>2</sup>        |
| Wire cross-section stranded with wire-end ferrules, min. | 0.14 mm <sup>2</sup>       |
| Wire cross-section stranded with wire-end ferrules, max. | 1.5 mm <sup>2</sup>        |
| Wire cross-section AWG, min.                             | 28                         |
| Wire cross-section AWG, max.                             | 14                         |
| Stripping length   | 6 mm                       |

**10900.1**

**PZK 3011/20/7,50/7,62-KD GN**

**PZK 3011/20/7,50/7,62-KD GN**

## Technical Data

---

### Materials

|                           |                 |
|---------------------------|-----------------|
| Insulation housing        | Polyamide 6.6   |
| Flammability class UL 94  | V-0             |
| Working temperature, min. | -30 °C          |
| Working temperature, max. | 105 °C          |
| Tension spring            | Stainless steel |
| Soldering lug             | Copper alloy    |

### Further technical data

|  |                             |
|--|-----------------------------|
| Storage temperature, min.                      | -40 °C                      |
| Storage temperature, max.                      | 105 °C                      |
| Insulation resistance                          | 1*10 <sup>13</sup> Ohm x cm |
| Creepage-current resistance                    | CTI 600                     |
| Glow wire flammability index GWFI              | GWFI 850                    |
| GWFI after-glow time                           | 30 Sek.                     |
| Glow wire ignition temperature GWIT            | GWIT 775 °C                 |
| GWIT exposure time                             | 5 Sek.                      |
| Connection cycles, in compliance with standard | 10                          |
| Recommended wave soldering temperature         | 265 °C                      |
| Recommended wave soldering duration, min.      | 3 Sek.                      |

**10900.1**

**PZK 3011/20/7,50/7,62-KD GN**

**PZK 3011/20/7,50/7,62-KD GN**

## Technical Data

---

### Further technical data

---

|   |        |
|---|--------|
| Recommended wave soldering duration, max. | 4 Sek. |
|---|--------|

---

**10900.1**

**PZK 3011/20/7,50/7,62-KD GN**

**PZK 3011/20/7,50/7,62-KD GN**

## Approvals

---

### cUL Recognized

|  |                 |
|--|-----------------|
| cUL Recognized                                       | CSA 22.2 No.158 |
| cUL Recognized                                       | ✓               |
| cUL Usegroup B: rated voltage                        | 300 V           |
| cUL Usegroup B: rated current                        | 16 A            |
| cUL Usegroup D: rated voltage                        | 300 V           |
| cUL Usegroup D: rated current                        | 10 A            |
| cUL wire cross-section single-core (rigid) AWG, min. | 28              |
| cUL wire cross-section single-core (rigid) AWG, max. | 14              |
| cUL wire cross-section stranded AWG, min.            | 28              |
| cUL wire cross-section stranded AWG, max.            | 14              |
| cUL wire material                                    | Cu              |

**10900.1**

**PZK 3011/20/7,50/7,62-KD GN**

**PZK 3011/20/7,50/7,62-KD GN**

## Approvals

---

### UL Recognized

---

|   |         |
|---|---------|
| UL Recognized                                       | UL 1059 |
| UL Recognized granted                               | ✓       |
| UL Usegroup B: rated voltage                        | 300 V   |
| UL Usegroup B: rated current                        | 16 A    |
| UL Usegroup D: rated voltage                        | 300 V   |
| UL Usegroup D: rated current                        | 10 A    |
| UL wire cross-section single-core (rigid) AWG, min. | 28      |
| UL wire cross-section single-core (rigid) AWG, max. | 14      |
| UL wire cross-section stranded AWG, min.            | 28      |
| UL wire cross-section stranded AWG, max.            | 14      |
| UL wire material                                    | Cu      |
| UL factory wiring                                   | ✓       |
| UL field wiring                                     | ✓       |

**10900.1**

**PZK 3011/20/7,50/7,62-KD GN**

**PZK 3011/20/7,50/7,62-KD GN**

## Approvals

---

### VDE approval

|   |                     |
|---|---------------------|
| VDE approval  | DIN EN 60998        |
| VDE approval granted                                | ✓                   |
| VDE rated voltage                                   | 750 V               |
| VDE rated current                                   | 24 A                |
| VDE rated current wire cross-section rigid, max.    | 24 A                |
| VDE rated current wire cross-section stranded, max. | 24 A                |
| VDE rated impulse voltage                           | 3 kV                |
| VDE wire cross-section rigid, min.                  | 0.5 mm <sup>2</sup> |
| VDE wire cross-section rigid, max.                  | 2.5 mm <sup>2</sup> |
| VDE wire cross-section stranded, min.               | 0.5 mm <sup>2</sup> |
| VDE wire cross-section stranded, max.               | 2.5 mm <sup>2</sup> |
| VDE overvoltage category                            | III                 |
| VDE contamination degree                            | 3                   |

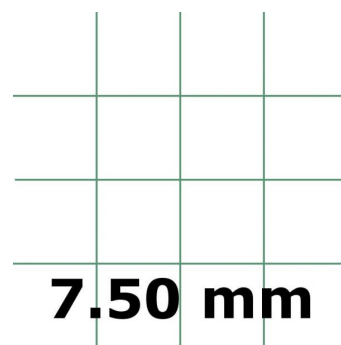


10900.1

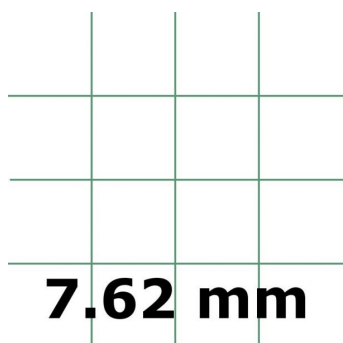
PZK 3011/20/7,50/7,62-KD GN

PZK 3011/20/7,50/7,62-KD GN

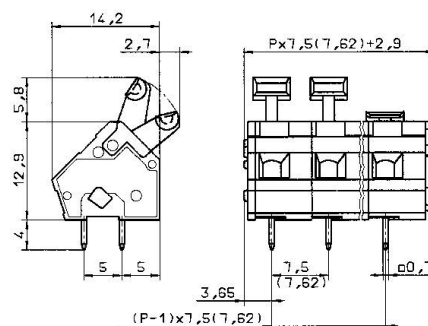
## Media



7.50 mm



7.62 mm



**CRU<sup>®</sup> US**

