

REV. Status
 REVISION -
 05/07/07 YS

LOW PROFILE, THREE FLANGE 12VA POWER TRANSFORMER APPROVED TO UL506 AND CSA C22.2 NO. 66-1988 AND USES A UL CLASS B (130°C) APPROVED INSULATION SYSTEM

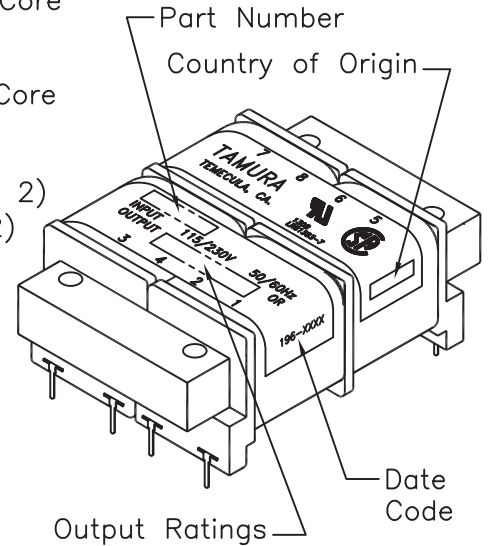
MODEL NUMBER
 3FL & PF 12VA

A. Electrical Specifications (@25°C)

1. Maximum Power: 12VA
2. Primary Voltage and Frequency: 115/230VAC
50/60Hz.
3. Secondary RMS Rating: See Table A on sheet 2
4. Voltage Regulation: 20% TYP @ full load to no load
5. Temperature Rise: 35°C TYP (45°C MAX)
6. Insulation Resistance:
100MΩ MIN @ 500VDC, Pri to Sec, Pri to Core
100MΩ MIN @ 500VDC, Sec to core
7. Dielectric Withstand:
1500Vrms 1 minute @ Pri to Sec, Pri to Core
1500Vrms 1 minute @ Sec to Core



B. Marking: TAMURA, Tamura part number (see sheet 2)
 MICROTRAN, Microtran part number (see sheet 2)
 date code, country of origin, safety logos
 and input and output ratings (see sheet 2)

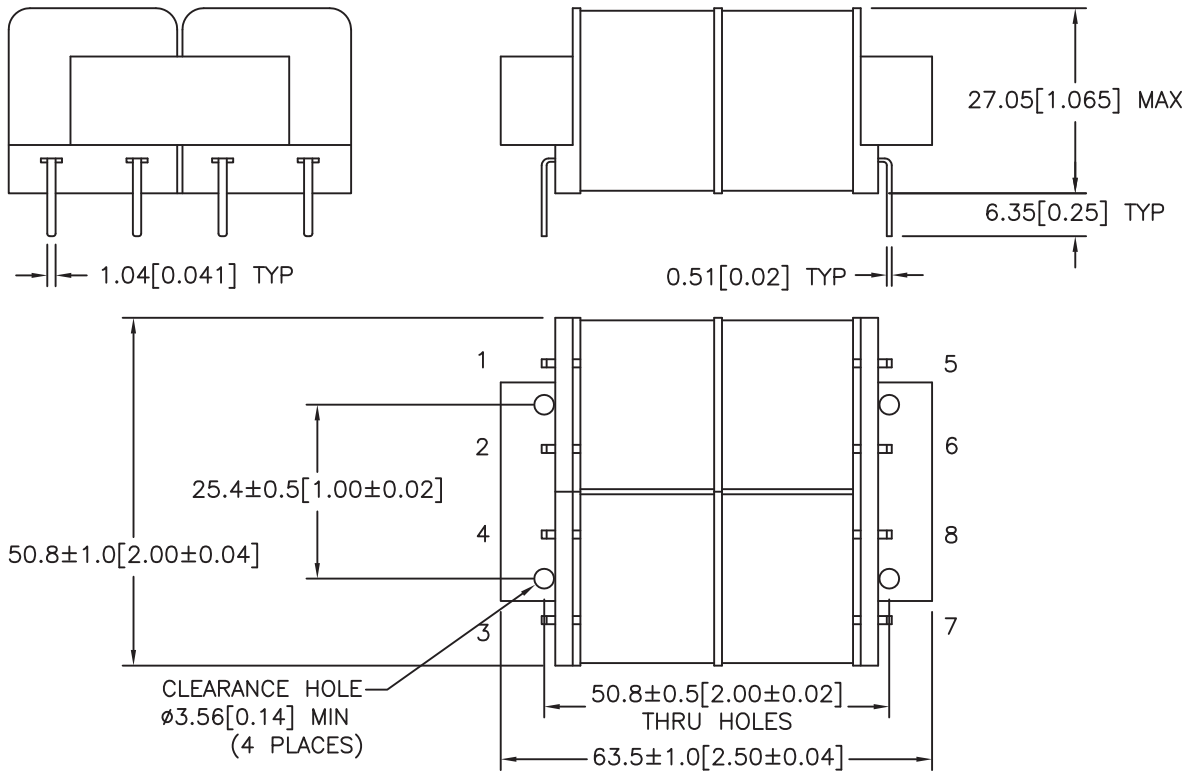


C. Safety:

UL approved, UL506 File E145619, E79781
 Insulation Class B (130°C) File No E92957
 CSA Certified, C22.2 No. 66 File 081383
 (3FL Series)



D. Mechanical Specifications:

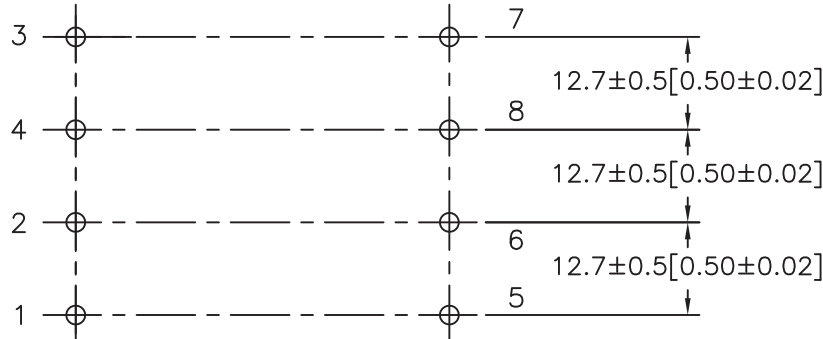


TOLERANCES (mm)
≤ 4 ± 0.2
4 ≤ 20 ± 0.3
20 ≤ 50 ± 0.4

PREPARED BY:
 K. BRENNAN

ENGINEER: M. PITCHAI	DRAWING CONTROL NO. P-A1-11688	REV -	MODEL DESCRIPTION 12VA 3FL & PF SERIES POWER TRANSFORMER	MODEL SPECIFICATION 3FL & PF 12VA
SAFETY ENGINEER B. OCONNELL	CONTENTS OF THIS DRAWING ARE SUBJECT TO CHANGE WITHOUT PRIOR NOTICE TAMURA CORPORATION OF AMERICA 1040 SOUTH ANDREASEN DRIVE, #100 ESCONDIDO, CA. 92029 (951) 699-1270 FAX 7607400536			DIM: mm [In] SCL: NONE SH: 1 OF 2
APPROVED: Y. SEKIGUCHI	PROPRIETARY NOTICE: THIS DRAWING PRINT OR DOCUMENT AND SUBJECT MATTER DISCLOSED HEREIN ARE PROPRIETARY ITEMS TO WHICH TAMURA RETAINS THE EXCLUSIVE RIGHT OF DISSEMINATION, REPRODUCTION, MANUFACTURE AND SALE. THIS DRAWING, PRINT OR DOCUMENT IS SUBMITTED IN CONFIDENCE FOR CONSIDERATION BY THE RECIPIENT ALONE UNLESS PERMISSION FOR FURTHER DISCLOSURE IS EXPRESSLY GRANTED IN WRITING.			

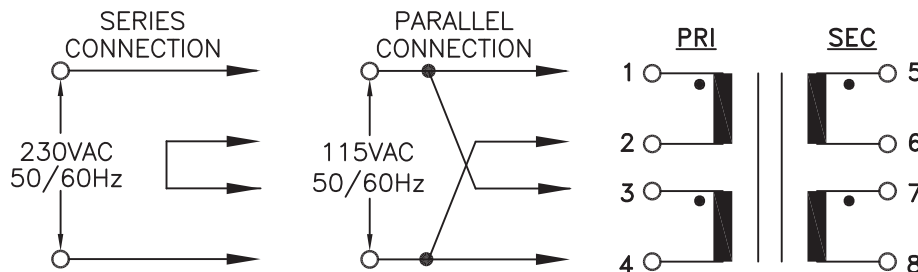
E. Mounting Footprint:



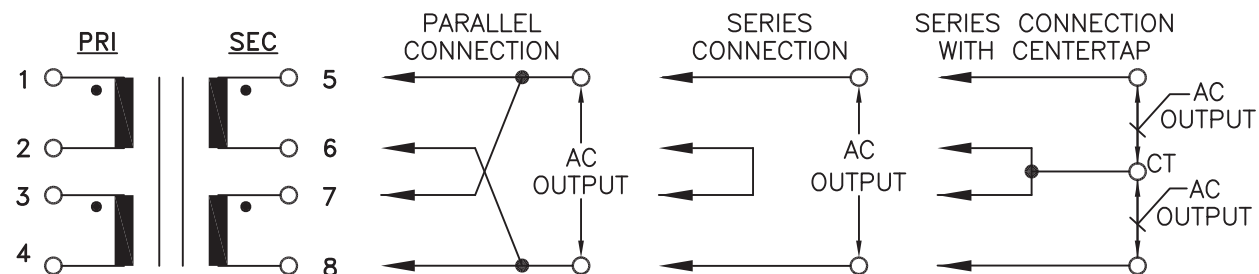
MODEL NUMBER
3FL & PF 12VA

F. Schematic Diagram:

PRIMARY INPUT CONNECTIONS



SECONDARY OUTPUT CONNECTIONS



G. Table A:

TAMURA PART NO.	MICROTRAN PART NO.	PARALLEL CONNECTION		SERIES CONNECTION		SERIES CONNECTION WITH CT	
		AC VOLTS	RMS AMPS	AC VOLTS	RMS AMPS	AC VOLTS	RMS AMPS
3FL10-1200	PF12-10	5.0	2.40	10.0	1.20	5.0-CT-5.0	1.20
3FL12-950	PF12-12	6.3	1.90	12.6	0.95	6.3-CT-6.3	0.95
3FL16-700	PF12-16	8.0	1.40	16.0	0.70	8.0-CT-8.0	0.70
3FL20-600	PF12-20	10.0	1.20	20.0	0.60	10.0-CT-10.0	0.60
3FL24-500	PF12-24	12.0	1.00	24.0	0.50	12.0-CT-12.0	0.50
3FL30-400	PF12-30	15.0	0.80	30.0	0.40	15.0-CT-15.0	0.40
3FL34-340	PF12-34	17.0	0.68	34.0	0.34	17.0-CT-17.0	0.34
3FL40-300	N/A	20.0	0.60	40.0	0.30	20.0-CT-20.0	0.30
3FL56-200	PF12-56	28.0	0.42	56.0	0.21	28.0-CT-28.0	0.21
3FL88-130	N/A	44.0	0.26	88.0	0.13	44.0-CT-44.0	0.13
3FL120-100	N/A	60.0	0.20	120.0	0.10	60.0-CT-60.0	0.10
3FL230-50	N/A	115.0	0.10	230.0	0.05	115.0-CT-115.0	0.05

PREPARED BY:

K. BRENNAN

ENGINEER:

M. PITCHAI

SAFETY ENGINEER

B. OCONNELL

APPROVED:

Y. SEKIGUCHI

DRAWING CONTROL NO. P-A1-11688
REV -

CONTENTS OF THIS DRAWING ARE SUBJECT TO CHANGE WITHOUT PRIOR NOTICE

MODEL DESCRIPTION
12VA 3FL & PF SERIES
POWER TRANSFORMER
TAMURA CORPORATION OF AMERICA
1040 SOUTH ANDREASEN DRIVE, #100 ESCONDIDO, CA. 92029
(951) 699-1270 FAX 7607400536

MODEL SPECIFICATION
3FL & PF 12VA

DIM: mm [In] SCL: NONE SH: 2 OF 2

PROPRIETARY NOTICE: THIS DRAWING PRINT OR DOCUMENT AND SUBJECT MATTER DISCLOSED HEREIN ARE PROPRIETARY ITEMS TO WHICH TAMURA RETAINS THE EXCLUSIVE RIGHT OF DISSEMINATION, REPRODUCTION, MANUFACTURE AND SALE. THIS DRAWING, PRINT OR DOCUMENT IS SUBMITTED IN CONFIDENCE FOR CONSIDERATION BY THE RECIPIENT ALONE UNLESS PERMISSION FOR FURTHER DISCLOSURE IS EXPRESSLY GRANTED IN WRITING.