


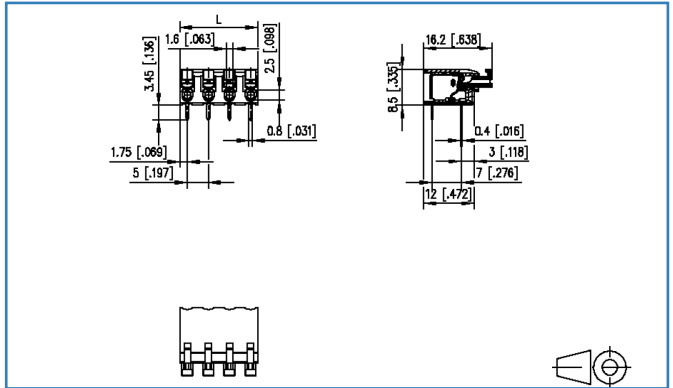
Data sheet

SR215xxHBPC

Illustrations



Dimensional drawing



See enlarged drawings at the end of document

Product specification

- spring clamp terminal block, THR solderable, double solder pins
- centerline 5.00 mm, direction of connection 90°
- fittable without loss of poles
- color black
- Tape & Reel packaging
- finger push-button

Technical Data



General Data

Solder pin length	3.45 mm		
min. number of poles	2		
max. number of poles	16		
Insulating material class	CTI 600		
clearance/creepage dist.	3.4 mm		
protection category	IP20		
Min. insul. strip length	8.5 mm		
Overvoltage category	III	III	II
Pollution degree	3	2	2
Rated voltage	250 V	630 V	630 V
Rated test voltage	4 kV	4 kV	4 kV

Connection Data

rat.wiring solid AWGmax	0.08 mm ² - 1.5 mm ² / AWG 28 - AWG 16		
rat.wiring strand.AWGmax	0.08 mm ² - 1.5 mm ² / AWG 28 - AWG 16		

Approvals

 V / A / AWG	300 / 10 / 28 - 16		
 1.5 mm ²	250 V / 17.5 A / 17.5A / T60		

Material

insulating material	PA66/6T
flammability class	V0
spring material	Spring steel
contact material	CuSn
contact surface	Sn
Glow-Wire Flammability GWFI	960 °C acc. to IEC 60695-2-12
Glow-Wire Flammability GWIT	775 °C acc. to IEC 60695-2-13

Climatic Data

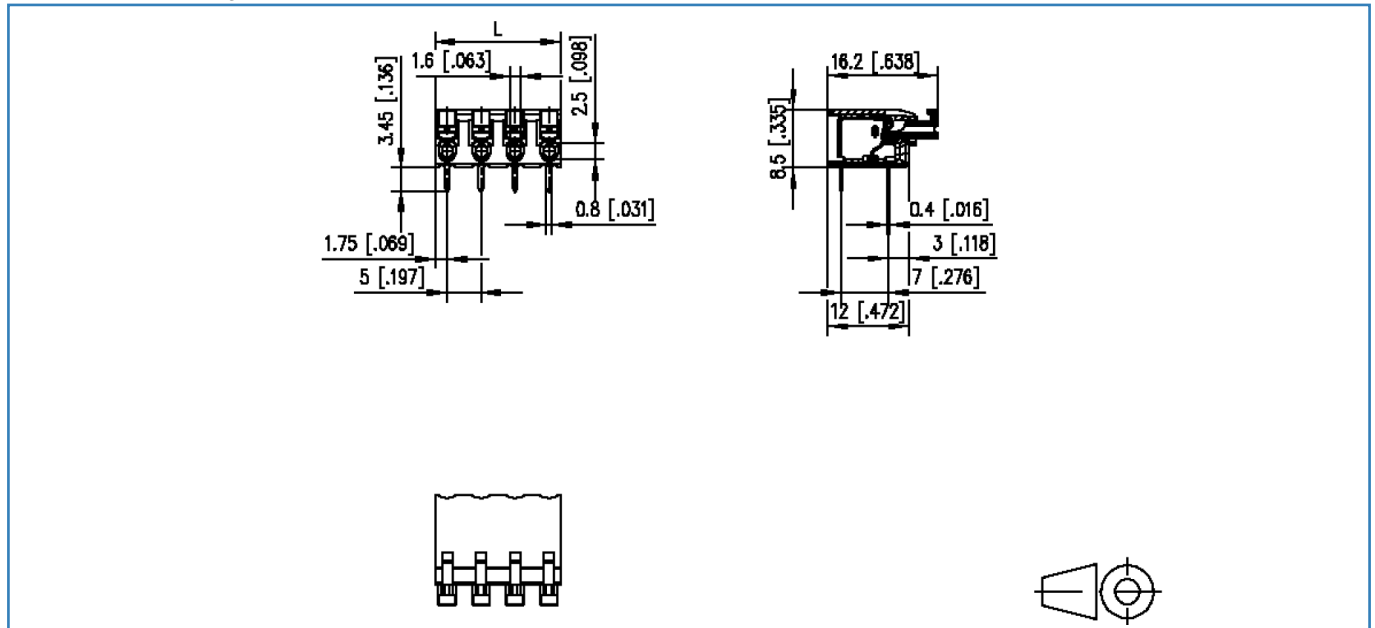
upper limit temperature	105 °C
lower limit temperature	-40 °C

General

Tolerance	ISO 2768 -mH
Solderability	Acc. to IPC/JEDEC J-STD-020D-MSL 1

Illustrations

Dimensional drawing



$L = (\text{pole size} - 1) \times \text{centerline} + 3.5 \text{ mm [0.138]}$

© 2019 METZ CONNECT - Technische Änderungen vorbehalten! Subject to modifications! Sous réserve de modifications techniques!