

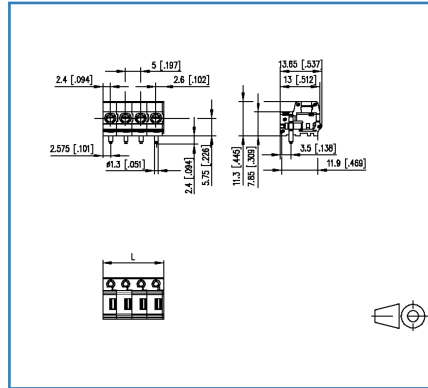
Data sheet

SP145xxHBVC

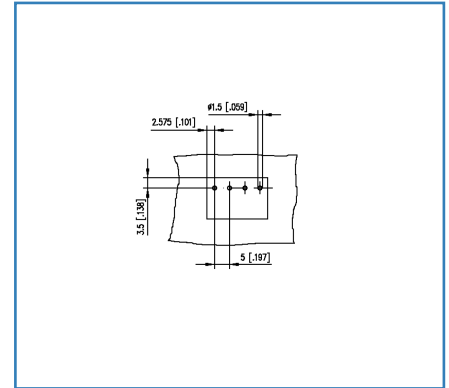
Illustrations



Dimensional drawing



Drill pattern



See enlarged drawings at the end of document

Product specification

- spring clamp terminal block, pluggable
- centerline 5.00 mm, direction of connection 90°
- fittable without loss of poles
- color black
- push-button, wire entry perpendicular or parallel to plug direction, factory inserted pins

Technical Data



General Data

Solder pin length	2.4 mm
min. number of poles	2
max. number of poles	12
Insulating material class	CTI 225
clearance/creepage dist.	3.2 mm
protection category	IP20
Min. insul. strip length	7 mm

Connection Data

rat.wiring solid AWGmax	0.08 mm ² - 1.5 mm ² / AWG 28 - AWG 16
rat.wiring strand.AWGmax	0.08 mm ² - 1.5 mm ² / AWG 28 - AWG 16

Approvals

 V / A / AWG	300 / 6 / 28 - 16
 1.5 mm ²	250 V / 13.5 A

Material

insulating material	PA66
flammability class	V0
spring material	Spring steel
contact material	CuSn
contact surface	Sn
Glow-Wire Flammability GWFI	960 °C acc. to IEC 60695-2-12
Glow-Wire Flammability GWIT	775 °C acc. to IEC 60695-2-13

Climatic Data

upper limit temperature	105 °C
lower limit temperature	-40 °C

General

Tolerance	ISO 2768 -mH
Solderability	Acc. to JEDEC JESD22-B102E 245°C/5s

Accessories

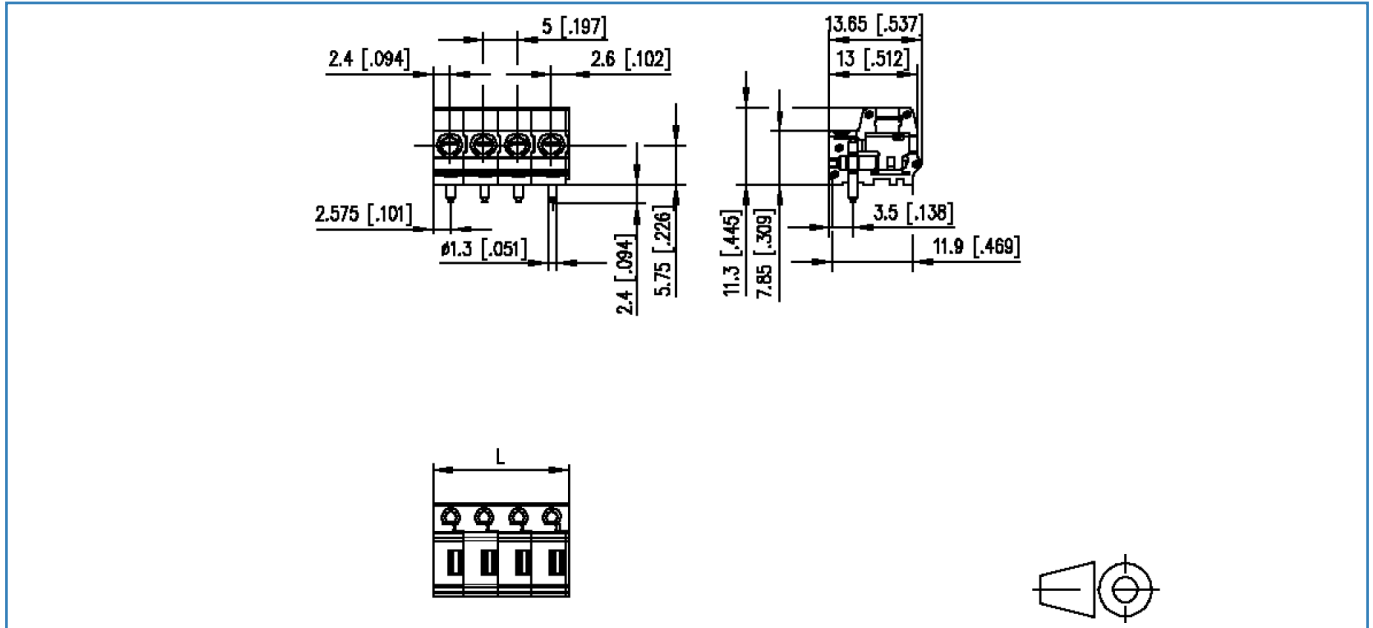
P/N	Designation
711162-0164	Draht_Brücke_K88_ASP155_RM5
711162-0264	Draht_Brücke_K88_ASP155_RM5
711162-0364	Draht_Brücke_K88_ASP155_RM10

© 2019 METZ CONNECT - Technische Änderungen vorbehalten! Subject to modifications! Sous réserve de modifications techniques!



Illustrations

Dimensional drawing



$L = (\text{pole size} - 1) \times \text{centerline} + 5 \text{ mm [0.197]}$

© 2019 METZ CONNECT - Technische Änderungen vorbehalten! Subject to modifications! Sous réserve de modifications techniques!

Illustrations

Drill pattern

