

## Data sheet

### RW043xxHBLC Typ 514

Page 1/6

P/N  
315141xx

xx=number of poles

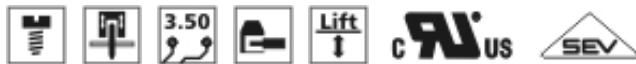
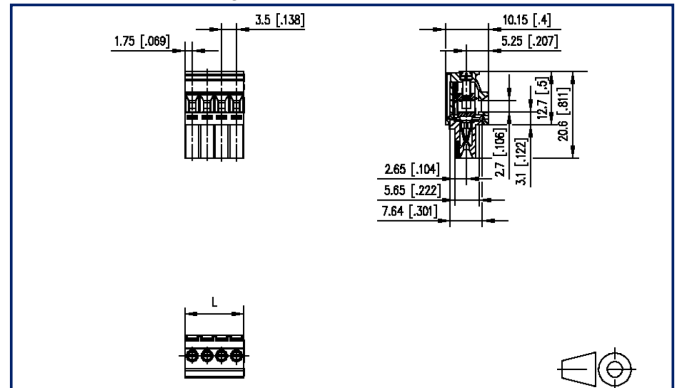
2022/04/05

Version: R

## Illustrations



Dimensional drawing



See enlarged drawings at the end of document

## Product specification

- screw type terminal block, pluggable
- centerline 3.50 mm, direction of connection 90°
- lift system, fittable without loss of poles
- color black
- with alternative face, wire entry uncodeable side perpendicular to plug direction



## Technical Data

### General Data


Tightening torque SEV	0.25 Nm		
Tightening torque UL	2.2 lb-in		
min. number of poles	2		
max. number of poles	24		
Insulating material class	CTI 600		
clearance/creepage dist.	2.7 mm		
Protection category	IP20		
Min. insul. strip length	7 mm		
Rated current	10 A		
Overvoltage category	III	III	II
Pollution degree	3	2	2
Rated voltage	160 V	400 V	400 V
Rated test voltage	2.5 kV	2.5 kV	2.5 kV

### Terminal data


rat.wiring solid AWGmax	0.08 mm <sup>2</sup> - 1.5 mm <sup>2</sup> / AWG 28 - AWG 16		
rat.wiring strand.AWGmax	0.08 mm <sup>2</sup> - 1.5 mm <sup>2</sup> / AWG 28 - AWG 16		

### Approvals

extended wiring UL	Wire range extended to No. 16 AWG solid only.		
--------------------	---	--	--

 V / A / AWG	300 / 10 / 28 - 16		
---	--------------------	--	--

approval UL - File No.	E121004		
------------------------	---------	--	--

 1 mm <sup>2</sup>	130 V / 2.5 kV / 10 A		
---	-----------------------	--	--

### Material

insulating material	PA66		
flammability class	V0		
contact material	CuSn		
Contact surface	Sn		
terminal body thread	M2		
terminal body material	CuZnPb		
terminal body surface	Ni		
screw thread	M2		
screw material	8,8		
screw surface	Zn Cr(VI)-frei/free		

# U | Contact

## Data sheet RW043xxHBLC Typ 514

Page 3/6

P/N  
315141xx

xx=number of poles

2022/04/05

Version: R

### Technical Data

Glow-Wire Flammability GWFI	960 °C acc. to IEC 60695-2-12
Glow-Wire Flammability GWIT	775 °C acc. to IEC 60695-2-13
REACH	compliant
REACH - substance (SVHC)	Lead / 7439-92-1

### Climatic Data

upper limit temperature	105 °C
lower limit temperature	-40 °C

### general

Tolerance	ISO 2768 -mH
-----------	--------------



# U | Contact

Data sheet  
**RW043xxHBLC Typ 514**

Page 4/6

**P/N**  
**315141xx**  
**xx=number of poles**  
2022/04/05  
Version: R

## Accessories

P/N	Designation
700268-01-0	F_Kodier sw
700268-0132	F_Kodier sw
700268-0194	F_Kodier sw

# U | Contact

Data sheet  
**RW043xxHBLC Typ 514**

Page 5/6

P/N  
**315141xx**

**xx=number of poles**

2022/04/05

Version: R

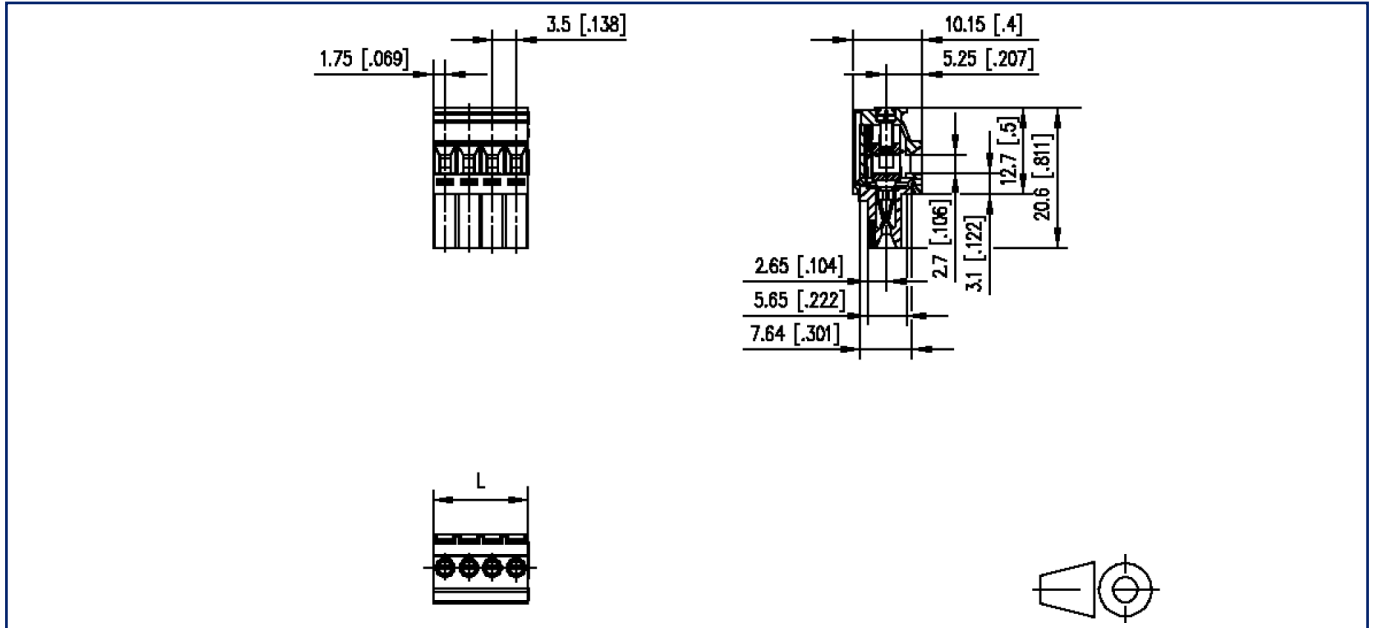
## Counterpart

P/N	Designation
315231	PW063xxHBBN Typ 523
315241	PW063xxVBBN Typ 524



**Illustrations**

Dimensional drawing



$L = (\text{pole size} - 1) \times \text{centerline} + 3.5 \text{ mm } [0.138]$