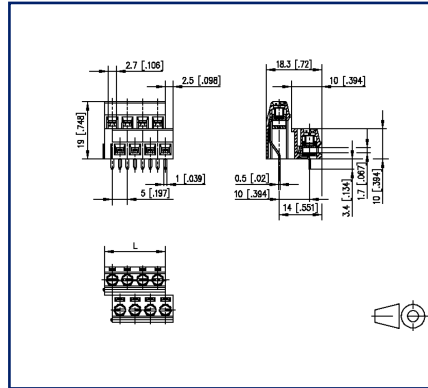


Data sheet
RT075xxHBLU Typ 092

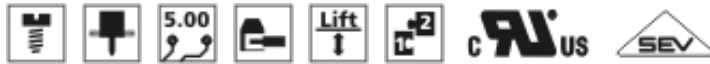
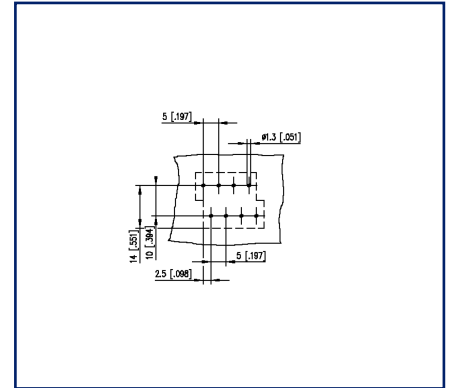
Illustrations



Dimensional drawing



Drill pattern



See enlarged drawings at the end of document

Product specification

- screw type terminal block, solderable, double solder pins
- centerline 5.00 mm, direction of connection 90°
- lift system, modular
- color black
- double stacked

Technical Data



General Data

Tightening torque SEV	0.5 Nm		
Tightening torque UL	4.4 lb-in		
Solder pin length	3.4 mm		
min. number of poles	4		
max. number of poles	16		
Insulating material class	CTI 600		
clearance/creepage dist.	3.2 mm		
Protection category	IP20		
Min. insul. strip length	6 mm		
Rated current	13.5 A		
Overvoltage category	III	III	II
Pollution degree	3	2	2
Rated voltage	50 V	250 V	250 V
Rated test voltage	2.5 kV	2.5 kV	2.5 kV

Terminal data

rat.wiring solid AWGmax	0.34 mm ² - 1.5 mm ² / AWG 26 - AWG 16		
rat.wiring strand.AWGmax	0.34 mm ² - 1.5 mm ² / AWG 26 - AWG 16		

Approvals

 V / A / AWG	300 / 10 / 26 - 16		
approval UL - File No.	E121004		
 1.5 mm ²	250 V / 17.5 A / T60		

Material

insulating material	PA66
flammability class	V0
contact material	CuSn
Contact surface	Sn
terminal body thread	M3
terminal body material	CuZnPb
terminal body surface	Ni
screw thread	M3
screw material	8,8
screw surface	Zn Cr(VI)-frei/free

U | Contact

Data sheet RT075xxHBLU Typ 092

Page 3/6

P/N
310921xx

xx=number of poles

2022/05/02

Version: AB

Technical Data

Glow-Wire Flammability GWFI	960 °C acc. to IEC 60695-2-12
Glow-Wire Flammability GWIT	775 °C acc. to IEC 60695-2-13
REACH	compliant
REACH - substance (SVHC)	Lead / 7439-92-1

Climatic Data

upper limit temperature	105 °C
lower limit temperature	-40 °C

general

Tolerance	ISO 2768 -mH
Solderability	Acc. to JEDEC JESD22-B102E 245°C/5s

U | Contact

Data sheet
RT075xxHBLU Typ 092

Page 4/6

P/N
310921xx

xx=number of poles

2022/05/02

Version: AB

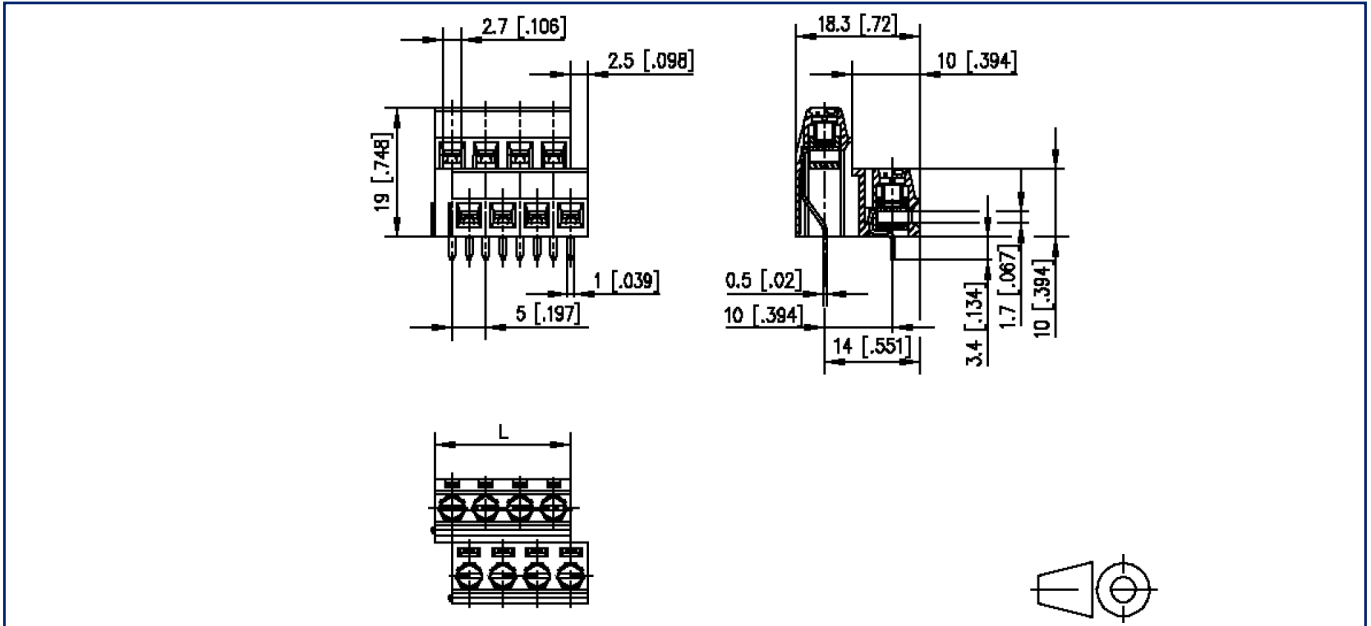
Accessories

P/N	Designation
711401-092-02-2	Housing cover for type 092, 094
711401-092-03-2	Housing cover for type 092, 094



Illustrations

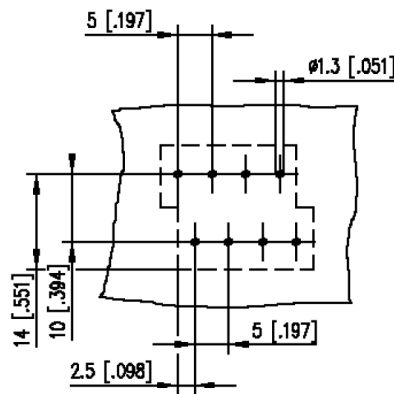
Dimensional drawing



$L = (\text{pole size} - 1) \times \text{centerline} + 5 \text{ mm } [0.197]$

Illustrations

Drill pattern



© 2022 METZ CONNECT - Technische Änderungen vorbehalten! Subject to modifications! Sous réserve de modifications techniques!