


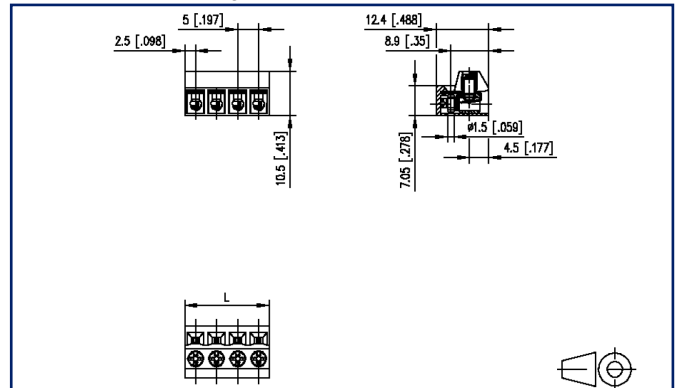
Data sheet

RP095xxBBWC Typ 157 without ridge

Illustrations



Dimensional drawing



See enlarged drawings at the end of document

Product specification

- screw type terminal block, pluggable
- centerline 5.00 mm, direction of connection 90°
- wire protector, fittable without loss of poles
- color black
- flat bottom for minimal installation height



Technical Data



General Data

Tightening torque SEV	0.5 Nm		
Tightening torque UL	4.4 lb-in		
min. number of poles	2		
max. number of poles	24		
Insulating material class	CTI 600		
clearance/creepage dist.	4.15 mm		
Protection category	IP20		
Min. insul. strip length	6 mm		
Rated current	10 A		
Overvoltage category	III	III	II
Pollution degree	3	2	2
Rated voltage	63 V	320 V	320 V
Rated test voltage	2.5 kV	2.5 kV	2.5 kV

Terminal data

rat.wiring solid AWGmax	0.08 mm ² - 2.5 mm ² / AWG 28 - AWG 16		
rat.wiring strand.AWGmax	0.08 mm ² - 2.5 mm ² / AWG 28 - AWG 16		

Approvals

 V / A / AWG	300 / 5 / 28 - 20		
approval UL - File No.	E121004		
 2.5 mm ²	250 V / 4 kV / 13.5 A		

Material

insulating material	PA66
flammability class	V0
contact material	CuSn
Contact surface	Sn
terminal body thread	M3
terminal body material	CuZnPb
terminal body surface	Ni
screw thread	M3
screw material	8,8
screw surface	Zn Cr(VI)-frei/free
wire protector material	CuSn

U | Contact

Data sheet

Page 3/5

RP095xxBBWC Typ 157 without ridge

P/N

311571XX-002730

xx=number of poles

2022/04/05

Version: S

Technical Data

wire protector surface	Sn
Glow-Wire Flammability GWFI	960 °C acc. to IEC 60695-2-12
Glow-Wire Flammability GWIT	775 °C acc. to IEC 60695-2-13
REACH	compliant
REACH - substance (SVHC)	Lead / 7439-92-1

Climatic Data

upper limit temperature	105 °C
lower limit temperature	-40 °C

general

Tolerance	ISO 2768 -mH
-----------	--------------

U | Contact

Data sheet

Page 4/5

RP095xxBBWC Typ 157 without ridge

P/N

311571XX-002730

xx=number of poles

2022/04/05

Version: S

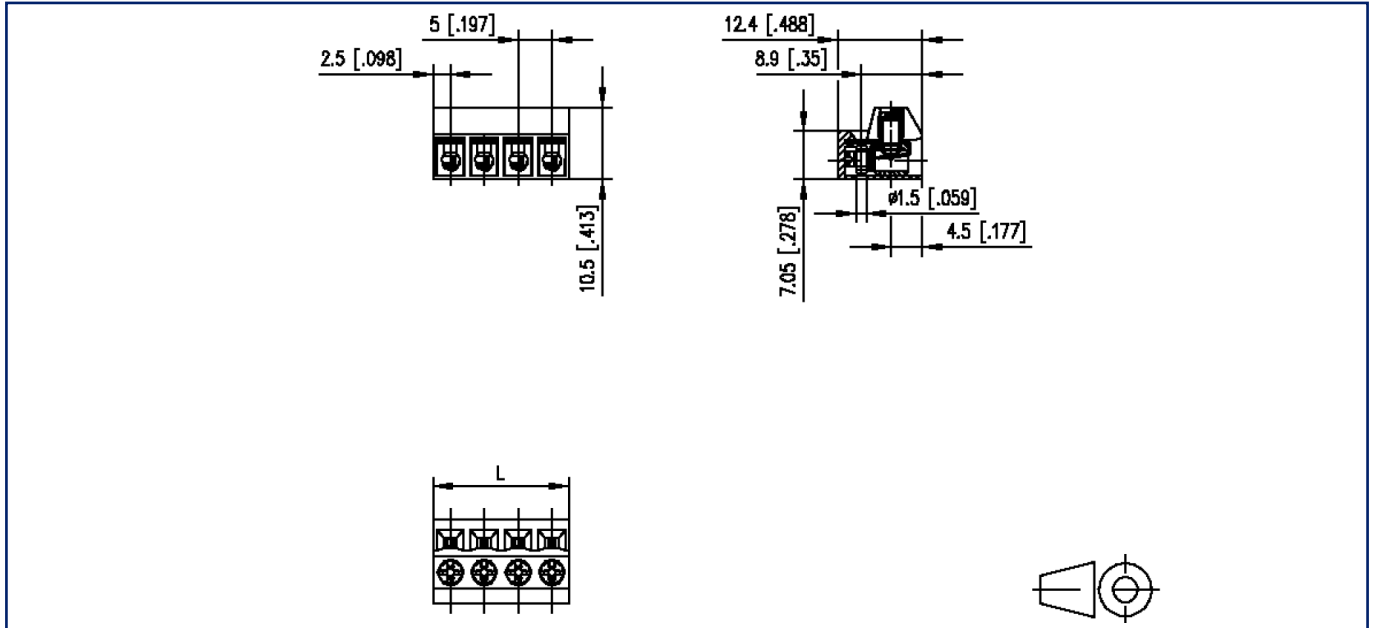
Counterpart

P/N	Designation
310461	PR035xxVBHC Typ 046
313181	PM025xxVBHC Typ 318



Illustrations

Dimensional drawing



$L = (\text{pole size} - 1) \times \text{centerline} + 5 \text{ mm } [0.197]$