

Data sheet

RP035xxHBLD Typ 314

Page 1/6

P/N
313141xx

xx=number of poles

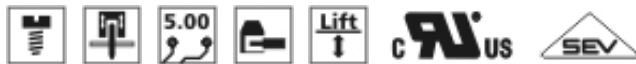
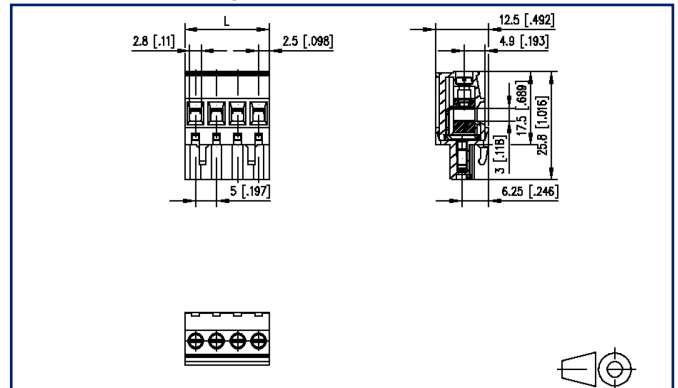
2022/04/05

Version: T

Illustrations



Dimensional drawing



See enlarged drawings at the end of document

Product specification

- screw type terminal block, pluggable
- centerline 5.00 mm, direction of connection 90°
- lift system, fittable without loss of poles
- color black
- wire entry codeable side perpendicular to plug direction



Technical Data

General Data


Tightening torque SEV	0.5 Nm		
Tightening torque UL	4.4 lb-in		
min. number of poles	2		
max. number of poles	24		
Insulating material class	CTI 600		
clearance/creepage dist.	3.2 mm		
Protection category	IP20		
Min. insul. strip length	8 mm		
Rated current	12 A		
Overvoltage category	III	III	II
Pollution degree	3	2	2
Rated voltage	160 V	400 V	400 V
Rated test voltage	2.5 kV	2.5 kV	2.5 kV

Terminal data

rat.wiring solid AWGmax	0.08 mm ² - 2.5 mm ² / AWG 28 - AWG 12		
rat.wiring strand.AWGmax	0.08 mm ² - 2.5 mm ² / AWG 28 - AWG 12		

Approvals

extended wiring UL	2 AWG 16-18, or 1 AWG 16 stranded with 1 AWG 18 solid, or 1 AWG 16 stranded with 1 AWG 18 stranded		
--------------------	--	--	--

 V / A / AWG	300 / 16 / 28 - 12		
---	--------------------	--	--

approval UL - File No.	E121004		
------------------------	---------	--	--

 2.5 mm ²	320 V / 4 kV / 13.5 A		
---	-----------------------	--	--

Material

insulating material	PA66		
flammability class	V0		
contact material	CuSn		
Contact surface	Sn		
terminal body thread	M3		
terminal body material	CuZnPb		
terminal body surface	Ni		
screw thread	M3		
screw material	8,8		
screw surface	Zn Cr(VI)-frei/free		

U | Contact

Data sheet RP035xxHBLD Typ 314

Page 3/6

P/N
313141xx

xx=number of poles

2022/04/05

Version: T

Technical Data

Glow-Wire Flammability GWFI	960 °C acc. to IEC 60695-2-12
Glow-Wire Flammability GWIT	775 °C acc. to IEC 60695-2-13
REACH	compliant
REACH - substance (SVHC)	Lead / 7439-92-1

Climatic Data

upper limit temperature	105 °C
lower limit temperature	-40 °C

general

Tolerance	ISO 2768 -mH
-----------	--------------

U | Contact

Data sheet
RP035xxHBLD Typ 314

Page 4/6

P/N
313141xx

xx=number of poles

2022/04/05

Version: T

Accessories

P/N	Designation
700025-01-9	Coding star white with a group of 6 coding pins

© 2022 METZ CONNECT - Technische Änderungen vorbehalten! Subject to modifications! Sous réserve de modifications techniques!



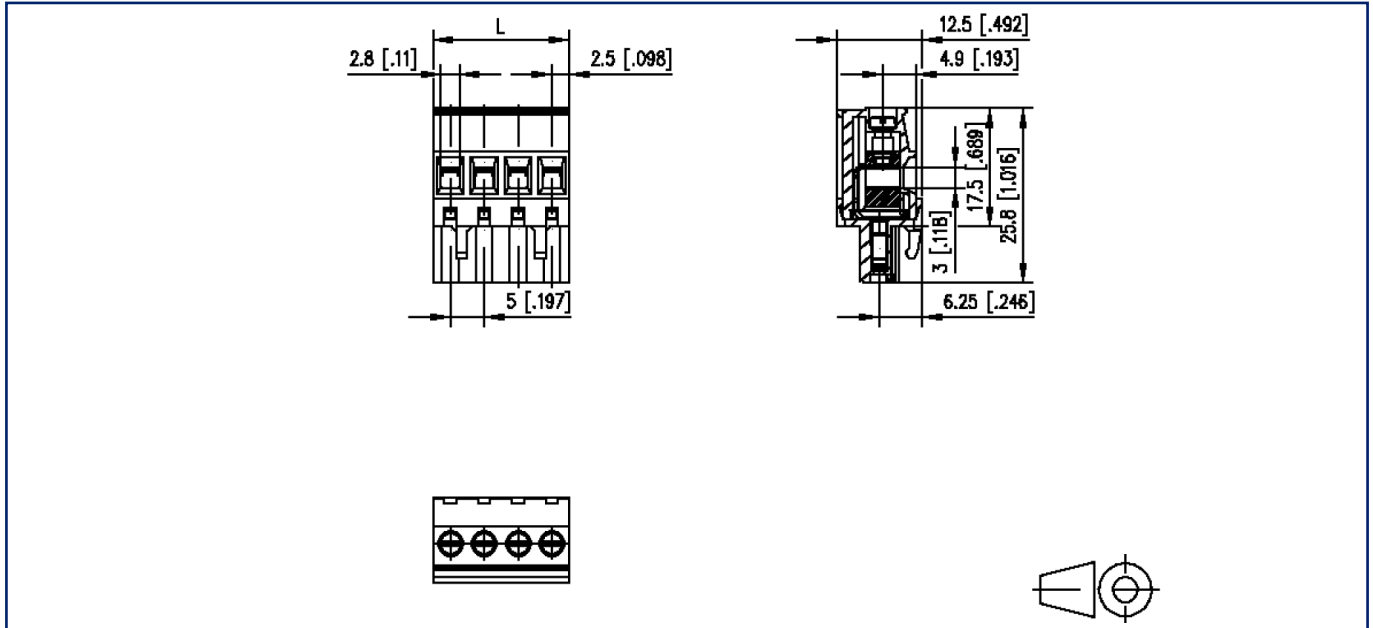
Counterpart

P/N	Designation
311761	PR065xxHBBN Typ 176
311771	PR065xxVBBN Typ 177
312701	PT175xxVGDN Typ 270
312741	PT165xxVGDN Typ 274
312761	PT165xxHGDN Typ 276
312781	PT105xxVGDN Typ 278
312801	PT105xxHGDN Typ 280
313191	PT115xxVBEC Typ 319
313201	PT115xxVBBN Typ 320
313291	PT115xxHBEC Typ 329
313301	PT115xxHBBN Typ 330
313371	PR075xxHBEL Typ 337
313381	PR075xxHBER Typ 338
314761	PR065xxHBEC Typ 476
314771	PR065xxVBEC Typ 477

© 2022 METZ CONNECT - Technische Änderungen vorbehalten! Subject to modifications! Sous réserve de modifications techniques!

Illustrations

Dimensional drawing



$L = (\text{pole size} - 1) \times \text{centerline} + 5 \text{ mm [0.197]}$