

Data sheet

RP034xxHBLO Typ 113

Page 1/5

P/N

311131xx

xx=number of poles

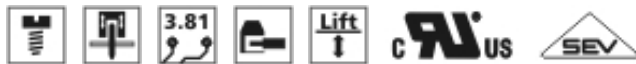
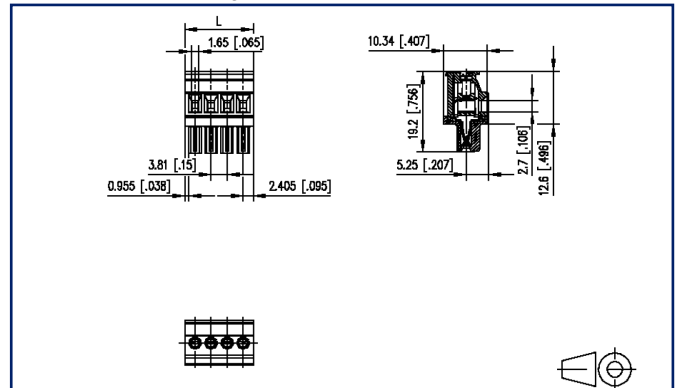
2022/04/05

Version: Q

Illustrations



Dimensional drawing



See enlarged drawings at the end of document

Product specification

- screw type terminal block, pluggable
- centerline 3.81 mm, direction of connection 90°
- lift system
- color black
- wire entry codeable side perpendicular to plug direction



Technical Data

General Data


Tightening torque SEV	0.25 Nm		
Tightening torque UL	2.2 lb-in		
min. number of poles	2		
max. number of poles	21		
Insulating material class	CTI 600		
clearance/creepage dist.	2.9 mm		
Protection category	IP20		
Min. insul. strip length	7 mm		
Rated current	9 A		
Overvoltage category	III	III	II
Pollution degree	3	2	2
Rated voltage	40 V	250 V	250 V
Rated test voltage	1.5 kV	1.5 kV	1.5 kV

Terminal data

rat.wiring solid AWGmax	0.08 mm ² - 2 mm ² / AWG 28 - AWG 14		
rat.wiring strand.AWGmax	0.08 mm ² - 1.5 mm ² / AWG 28 - AWG 16		

Approvals

extended wiring UL	Wire range extended to 14 AWG solid only.		
--------------------	---	--	--

 V / A / AWG	300 / 11 / 28 - 16		
---	--------------------	--	--

approval UL - File No.	E121004		
------------------------	---------	--	--

 1.5 mm ²	160 V / 2.5 kV / 9 A		
---	----------------------	--	--

Material

insulating material	PA66		
flammability class	V0		
contact material	CuSn		
Contact surface	Sn		
terminal body thread	M2		
terminal body material	CuZnPb		
terminal body surface	Ni		
screw thread	M2		
screw material	8,8		
screw surface	Zn Cr(VI)-frei/free		

U | Contact

Data sheet RP034xxHBLO Typ 113

Page 3/5

P/N
311131xx

xx=number of poles

2022/04/05

Version: Q

Technical Data

Glow-Wire Flammability GWFI	960 °C acc. to IEC 60695-2-12
Glow-Wire Flammability GWIT	775 °C acc. to IEC 60695-2-13
REACH	compliant
REACH - substance (SVHC)	Lead / 7439-92-1

Climatic Data

upper limit temperature	105 °C
lower limit temperature	-40 °C

general

Tolerance	ISO 2768 -mH
-----------	--------------

U | Contact

Data sheet RP034xxHBLO Typ 113

Page 4/5

P/N
311131xx

xx=number of poles

2022/04/05

Version: Q

Counterpart

P/N	Designation
311901	PR044xxHBBN Typ 190
311911	PR044xxVBBN Typ 191
313821	PT094xxHBBN Typ 382
313831	PT094xxVBBN Typ 383

U | Contact

Data sheet RP034xxHBLO Typ 113

Page 5/5

P/N
311131xx

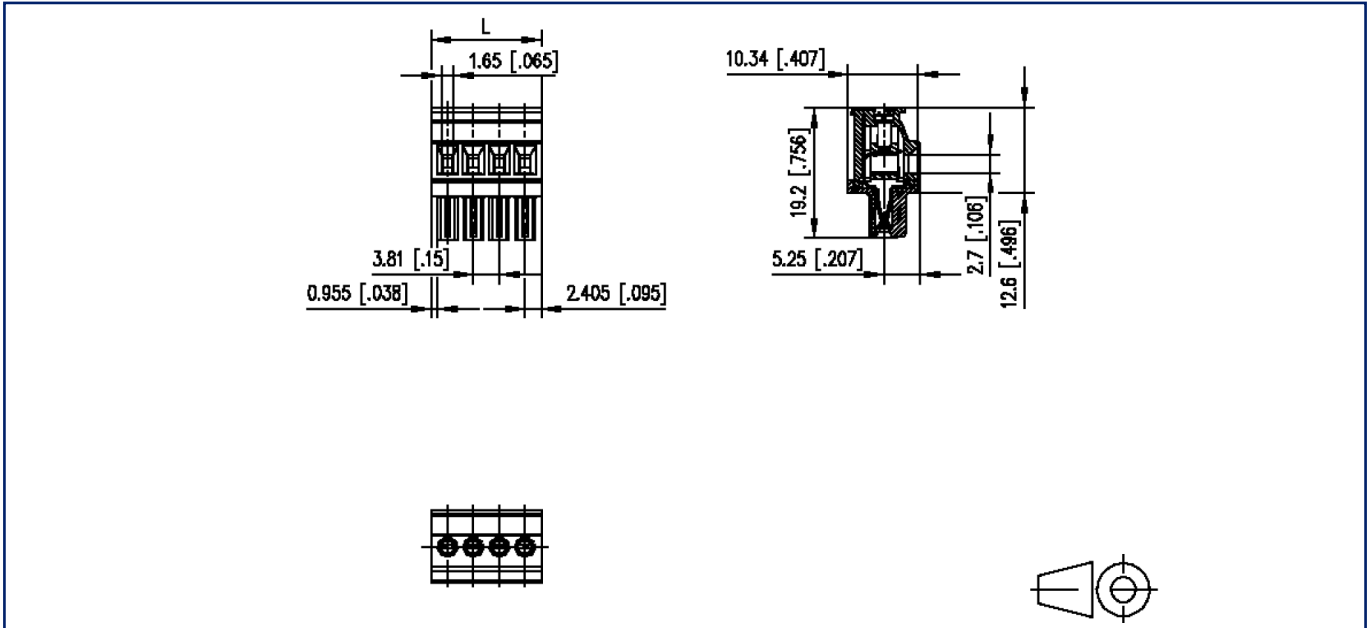
xx=number of poles

2022/04/05

Version: Q

Illustrations

Dimensional drawing



$L = (\text{pole size} - 1) \times \text{centerline} + 4.81 \text{ mm} [0.189]$