

Data sheet

PC board jack M12, X-coded, 8-pole, IP67,
90° angled, max. 2.5 mm wall thickness

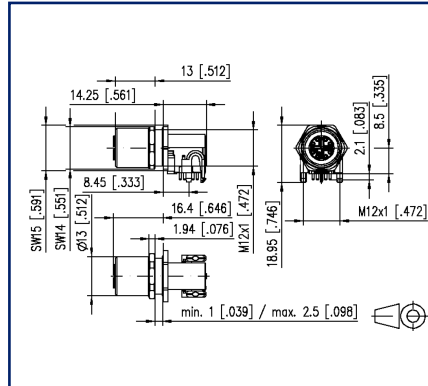
Page 1/7

P/N
MMT471A315
EAN 4250184169475
2024/11/06
Version: N

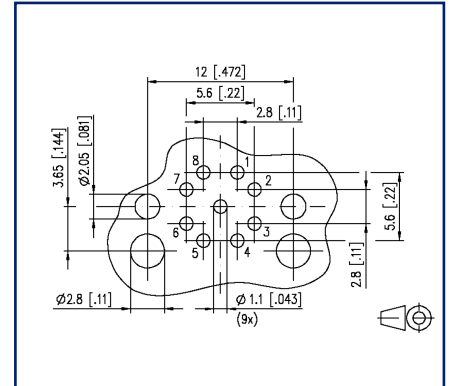
Illustrations



Dimensional drawing



Drill pattern



See enlarged drawings at the end of document

Product specification

- PC board jack M12
- 8-pole, X-coded according to IEC 61076-2-109
- 90° angled
- 10 GBit suitable according to IEEE 802.3an
- THR solderable
- Side entry
- Contact carriers green
- IP67 when plugged in
- suitable for a wall thickness up to 2.5 mm
- suitable for applications in the railway industry according to data sheet



Data sheet

PC board jack M12, X-coded, 8-pole, IP67, 90° angled, max. 2.5 mm wall thickness

P/N
MMT471A315
EAN 4250184169475
2024/11/06
Version: N

Technical Data

General Data

Dimensions

Dimension (L x W x H)	30.65 mm x 16.82 mm x 18.95 mm
Dimension (L x W x H)	1.207 in. x 0.662 in. x 0.746 in.
Jack	M12
Coding	X-coded
For wall thickness (mm)	2.5 mm
For wall thickness (inch)	0.098 in.

Electrical characteristics

Rated voltage	50 V AC / 60 V DC
Effective value of the withstand voltage	0.5 kV
Nominal current at 50 °C	max. 0.5 A
Insulation resistance	min. 100 MOhm
Overvoltage category	II
Degree of pollution	2

Mechanical data

Material

Material - Housing	CuZnPb
Material - Contact	CuZnPb
Contact surface	Ni + Au
Material - Insulating body	PA UL94 V0
Life - Number of mating cycles	>= 100
Tightening torque - Plug	0,6 - 1 Nm
Tightening torque - Jack mounting	3 Nm +/- 0,5 Nm (see illustration at the end of the data sheet)
Protection category	IP67 when plugged in

Climatic properties

Temperature - Operating °C	-40 °C - 85 °C
Temperature - Operating °F	-40 °F - 185 °F

PC board jack M12, X-coded, 8-pole, IP67, 90° angled, max. 2.5 mm wall thickness

P/N
MMT471A315
EAN 4250184169475
 2024/11/06
 Version: N

Technical Data

Approvals

Approval mark UL/CSA E178484

Packaging

Type of packaging 10 pc(s) / blister packaging

Standards/Regulations

Railway applications

Electronic equipment used on rolling stock	following to DIN EN 50155
Fire protection on railway vehicles	following to DIN EN 45545-2
Contact holder	Thermoplastic HL3 according to R22 EN 45545-2
Sealings	Elastomer
Shock and vibration	DIN EN 50155:2018-05, DIN EN 61373:2011-04 Class 1 Category B
Salt spray	DIN EN 50155:2018-05, (DIN EN 60068-2-11:2000-02/ 48h test KA)

Classifications

ETIM 7.0	EC002637
ETIM 8.0	EC002637
ETIM 9.0	EC002637

Application note

This product is a standard product of METZ CONNECT. METZ CONNECT is not aware of the specific intended use of the goods by the Customer or any customers of the Customer. The Customer guarantees that it has fully and sufficiently tested the use of the goods and any product modifications, product changes or product enhancements with regard to the specific intended use in accordance with the state of the art or in any other way. At METZ CONNECT's request, the Customer shall submit and make available meaningful evidence (e.g. test and laboratory protocols, certifications, etc.).

U | Contact

Data sheet

Page 4/7

**PC board jack M12, X-coded, 8-pole, IP67,
90° angled, max. 2.5 mm wall thickness**

P/N

MMT471A315

EAN 4250184169475

2024/11/06

Version: N

Accessories

P/N	Designation
700701	M12 screw plug for jacks IP54



U | Contact

Data sheet

Page 6/7

**PC board jack M12, X-coded, 8-pole, IP67,
90° angled, max. 2.5 mm wall thickness**

P/N

MMT471A315

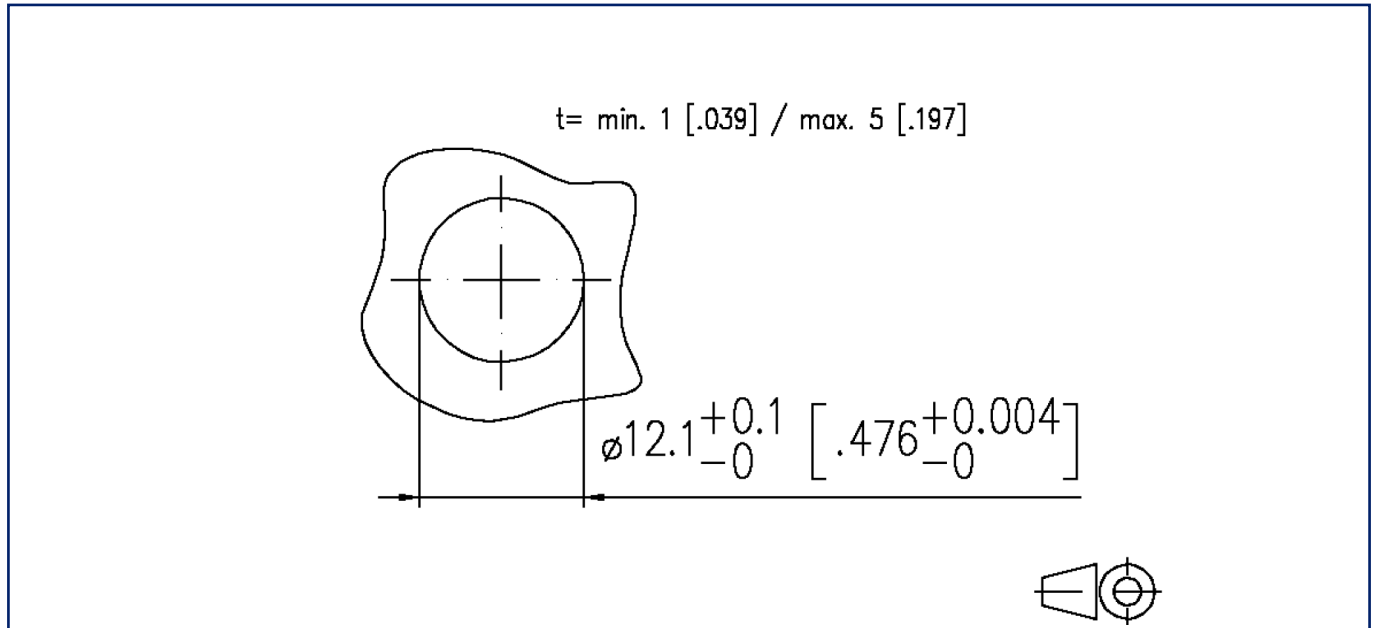
EAN 4250184169475

2024/11/06

Version: N

Illustrations

Cut-out



U | Contact

Data sheet

Page 7/7

**PC board jack M12, X-coded, 8-pole, IP67,
90° angled, max. 2.5 mm wall thickness**

P/N

MMT471A315

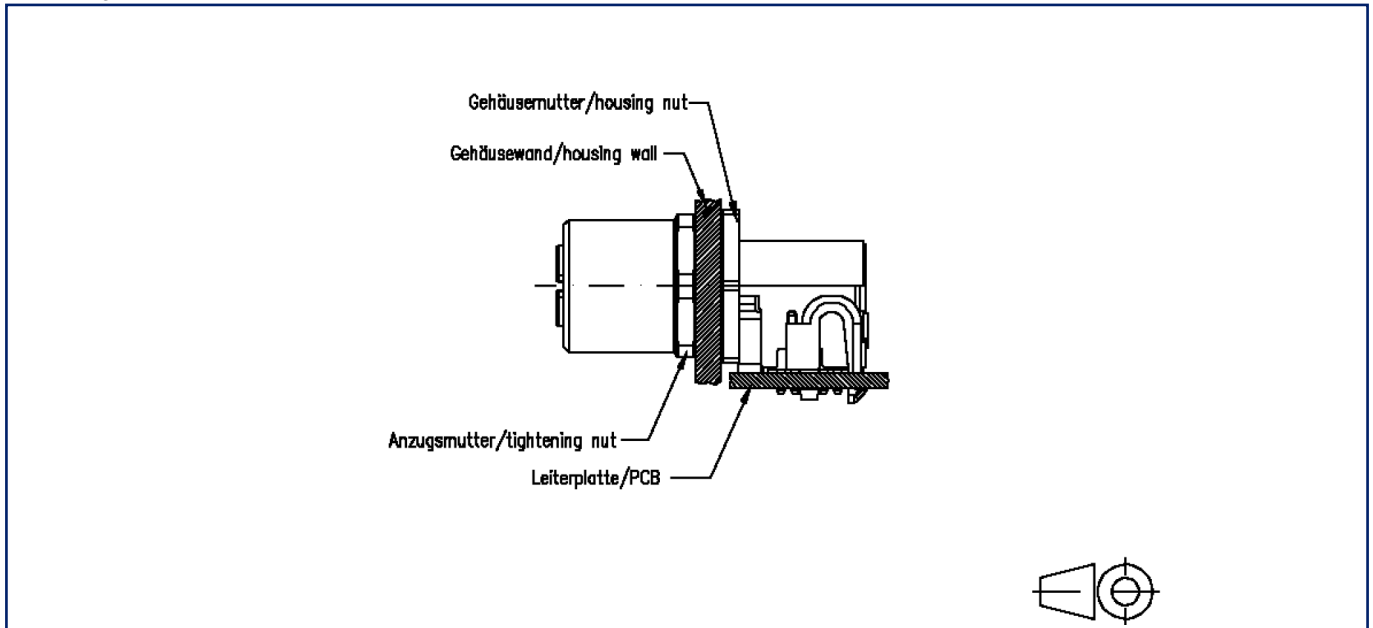
EAN 4250184169475

2024/11/06

Version: N

Illustrations

Mounting instruction



Tightening torque - Jack mounting

3 Nm +/- 0,5 Nm (Measured between tightening nut and housing nut)

