

Data sheet

RP034xxVBLN Typ 369

Page 1/5


P/N
313691xx

xx=number of poles

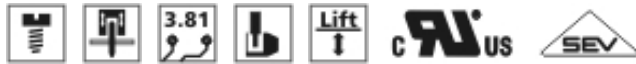
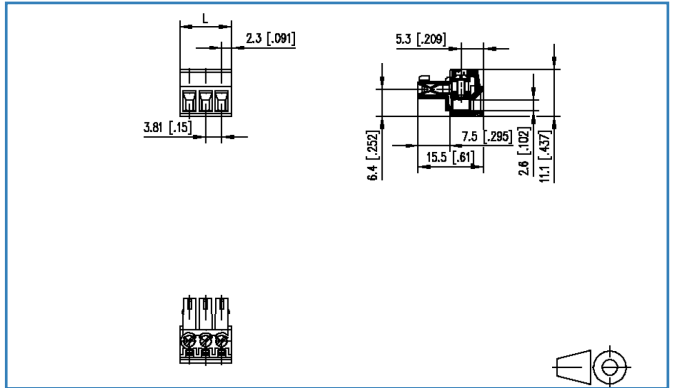
2019/10/29

Version: P

Illustrations



Dimensional drawing



See enlarged drawings at the end of document

Product specification

- screw type terminal block, pluggable
- centerline 3.81 mm, direction of connection vertical 0°
- lift system
- color black
- wire entry codeable side perpendicular to plug direction

Technical Data



General Data

Tightening torque SEV	0.25 Nm		
Tightening torque UL	3 lb-in		
min. number of poles	2		
max. number of poles	24		
Insulating material class	CTI 600		
clearance/creepage dist.	3.5 mm		
protection category	IP20		
Min. insul. strip length	7 mm		
Overvoltage category	III	III	II
Pollution degree	3	2	2
Rated voltage	40 V	250 V	250 V
Rated test voltage	1.5 kV	1.5 kV	1.5 kV

Connection Data

rat.wiring solid AWGmax	0.08 mm ² - 1.5 mm ² / AWG 28 - AWG 16		
rat.wiring strand.AWGmax	0.08 mm ² - 1.5 mm ² / AWG 22 - AWG 16		

Approvals

 V / A / AWG	300 / 8 / 28 - 16		
approval UL - File No.	E121004		
 1.5 mm ²	160 V / 2.5 kV / 9 A		

Material

insulating material	PA66
flammability class	V0
contact material	CuSn
contact surface	Sn
terminal body material	CuZn
terminal body surface	Ni
screw surface	Zn Cr(VI)-frei/free
screw thread	M2
Glow-Wire Flammability GWFI	960 °C acc. to IEC 60695-2-12
Glow-Wire Flammability GWIT	775 °C acc. to IEC 60695-2-13
REACH - substance (SVHC)	Lead / 7439-92-1

Climatic Data

Data sheet RP034xxVBLN Typ 369

Page 3/5

P/N
313691xx

xx=number of poles

2019/10/29

Version: P

Technical Data

upper limit temperature	105 °C
lower limit temperature	-40 °C

General

Tolerance	ISO 2768 -mH
-----------	--------------



Data sheet RP034xxVBLN Typ 369

Page 4/5

P/N
313691xx

xx=number of poles

2019/10/29

Version: P

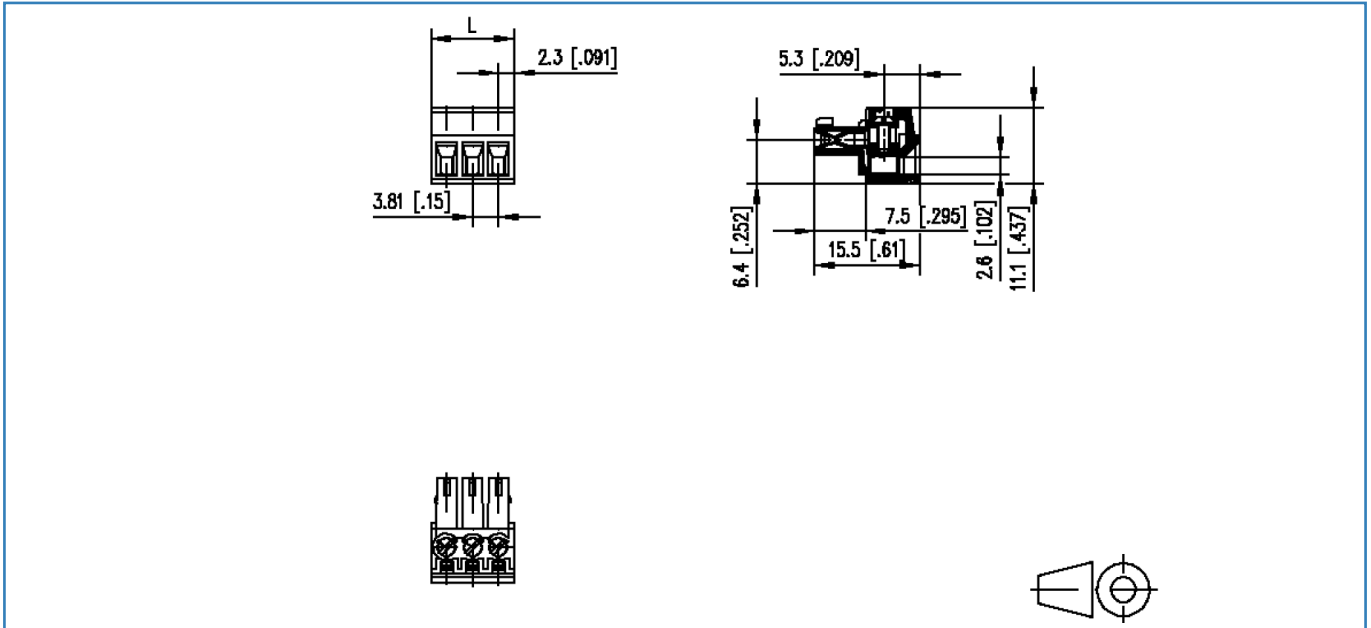
Counterpart

P/N	Designation
311901	PR044xxHBBN Typ 190
311911	PR044xxVBBN Typ 191
313821	PT094xxHBBN Typ 382
313831	PT094xxVBBN Typ 383



Illustrations

Dimensional drawing



$L = (\text{pole size} - 1) \times \text{centerline} + 4.6 \text{ mm} [0.181]$

© 2019 METZ CONNECT - Technische Änderungen vorbehalten! Subject to modifications! Sous réserve de modifications techniques!