



Solid State Contactors That Can Drive 3-phase Motors Frequently, and Achieve Harmonized Protection with Thermal Overload Relays

- Certified for UL, CSA, and CCC.
- Mount with screws or to DIN tracks.
- Compact monoblock construction (W: 80 × H: 100 × D: 100 mm) with a heat sink.
- Snubber circuit and varistor are built-in.
- Operation indicator.
- Two-element models added to series.



For the most recent information on models that have been certified for safety standards, refer to your OMRON website.

 Refer to *Safety Precautions for All Solid State Relays*.

Model Number Structure

Model Number Legend

G3J-□□□□□□-□
1 2 3 4 5 6 7 8

1. Basic Model Name

G3J: Solid State Contactor

2. Load Power Supply

Blank: AC output

3. Functions

Blank: Simple models

4. Rated Load Power Supply Voltage

2: 200 VAC

5. Rated Load Current

11: 11.1 A (200-V models)

05: 4.8 A (200-V models)

6. Terminal Type

B: Screw terminals

7. Zero Cross Function

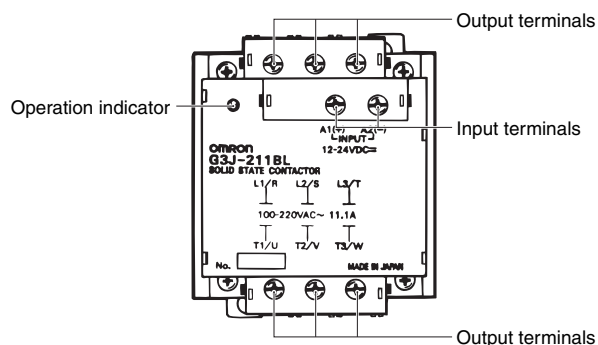
L: Not equipped with zero cross function

8. Number of Elements

Blank: Standard models (3 elements)

2: 2 elements

Appearance



Ordering Information

List of Models

Number of elements	Insulation method	Rated supply voltage	Applicable motor		Model
3	Phototriac	12 to 24 VDC	2.2 kW (11.1 A)	200 to 220 VAC	G3J-211BL
			0.75 kW (4.8 A)		G3J-205BL
	Photocoupler	100 to 240 VAC	2.2 kW (11.1 A)		G3J-211BL
			0.75 kW (4.8 A)		G3J-205BL
2	Phototriac	12 to 24 VDC	2.2 kW (11.1 A)	200 to 220 VAC	G3J-211BL-2
			0.75 kW (4.8 A)		G3J-205BL-2
	Photocoupler	100 to 240 VAC	2.2 kW (11.1 A)		G3J-211BL-2
			0.75 kW (4.8 A)		G3J-205BL-2

Note: When ordering, specify the rated supply voltage.

Specifications

Ratings (at an Ambient Temperature of 25°C)

Operation Circuit

Item	DC-input models	AC-input models
Rated supply voltage	12 to 24 VDC	100 to 240 VAC (50/60 Hz)
Operating voltage range	9.6 to 26.4 VDC	75 to 264 VAC (50/60 Hz)
Rated input current (impedance)	15 mA max. (at 12 to 24 VDC)	36 kΩ ±20% (100 to 240 VAC)
Must operate voltage	9.6 VDC max.	75 VAC max.
Must release voltage	3.6 VDC min.	20 VAC min.

Main Circuit

Item	G3J-211BL, G3J-211BL-2		G3J-205BL, G3J-205BL-2	
Rated load voltage	100 to 240 VAC (50/60 Hz)		100 to 240 VAC (50/60 Hz)	
Load voltage range	75 to 264 VAC (50/60 Hz)		75 to 264 VAC (50/60 Hz)	
Rated carry current (See note 3.)	11.1 A (Ta = 40°C)		4.8 A (Ta = 40°C)	
Min. load current	0.1 A		0.1 A	
Peak-value current resistivity	350 A, 60 Hz, 1 cycle		150 A, 60 Hz, 1 cycle	
Overload resistance	Refer to <i>Safety Precautions for the G3J-T, G3J-S, and G3J.</i>			
Closed current (effective value)	AC3	111 A	48 A	
	AC4	133.2 A	57.6 A	
Breaking current (effective value)	AC3	88.8 A	38.4 A	
	AC4	111 A	48 A	
Applicable load	3-phase inductive motor (AC3 AC4 AC53-a)	200 to 220 VAC, 2.2 kW, (11.1 A)		200 to 220 VAC, 0.75 kW, (4.8 A)
	Single-phase motor (AC3) (See note 1.)	100 VAC, 0.4 kW (11.1 A) 200 VAC, 0.75 kW (8.8 A)		100 VAC, 0.1 kW, (5.1 A) 200 VAC, 0.4 kW (5.5 A) (See note 2.)
	Resistive load (AC1)	100 to 240 VAC, 11.1 A		100 to 240 VAC, 4.8 A

Note: 1. With 2-element models, L2 and T2 are shorted internally.

2. When using 0.75 kW models with 3 poles ON simultaneously, use either combination at 4.8 A max.

3. The rated carry current varies depending on the ambient temperature. Refer to *Load Current vs. Ambient Temperature* under *Engineering Data* in the *Information Common to the G3J-T, G3J-S, and G3J* for details.

■ Characteristics

Item	DC-input models	AC-input models
Operate time	1 ms max.	50 ms max.
Release time	5/6 of the load power supply cycle time + 1 ms max.	3/2 of the load power supply cycle time + 1 ms max.
Output ON-voltage drop	1.6 V _{RMS} max.	
Leakage current (See note.)	10 mA max. (at 200 VAC)	
Insulation resistance	100 MΩ min. (at 500 VDC)	
Dielectric strength	2,500 VAC, 50/60 Hz for 1 min	
Vibration resistance	Destruction: 10 to 55 to 10 Hz, 0.75-mm single amplitude	
Shock resistance	Destruction: 294 m/s ²	
Ambient temperature	Operating: -20°C to 60°C (with no icing or condensation) Storage: -30°C to 70°C (with no icing or condensation)	
Ambient humidity	Operating: 45% to 85%	
Weight	Approx. 700 g	
Standards	UL508, CSA22.2 No. 14, CCC GB/T 14048.6 No. 2016010304855599, IEC947-4-1	

Note: With 2-element models, the S-phase leakage current will be larger by a factor of $\sqrt{3}$.

ALL DIMENSIONS SHOWN ARE IN MILLIMETERS.

To convert millimeters into inches, multiply by 0.03937. To convert grams into ounces, multiply by 0.03527.

In the interest of product improvement, specifications are subject to change without notice.

Terms and Conditions Agreement

Read and understand this catalog.

Please read and understand this catalog before purchasing the products. Please consult your OMRON representative if you have any questions or comments.

Warranties.

(a) Exclusive Warranty. Omron's exclusive warranty is that the Products will be free from defects in materials and workmanship for a period of twelve months from the date of sale by Omron (or such other period expressed in writing by Omron). Omron disclaims all other warranties, express or implied.

(b) Limitations. OMRON MAKES NO WARRANTY OR REPRESENTATION, EXPRESS OR IMPLIED, ABOUT NON-INFRINGEMENT, MERCHANTABILITY OR FITNESS FOR A PARTICULAR PURPOSE OF THE PRODUCTS. BUYER ACKNOWLEDGES THAT IT ALONE HAS DETERMINED THAT THE PRODUCTS WILL SUITABLY MEET THE REQUIREMENTS OF THEIR INTENDED USE.

Omron further disclaims all warranties and responsibility of any type for claims or expenses based on infringement by the Products or otherwise of any intellectual property right. (c) Buyer Remedy. Omron's sole obligation hereunder shall be, at Omron's election, to (i) replace (in the form originally shipped with Buyer responsible for labor charges for removal or replacement thereof) the non-complying Product, (ii) repair the non-complying Product, or (iii) repay or credit Buyer an amount equal to the purchase price of the non-complying Product; provided that in no event shall Omron be responsible for warranty, repair, indemnity or any other claims or expenses regarding the Products unless Omron's analysis confirms that the Products were properly handled, stored, installed and maintained and not subject to contamination, abuse, misuse or inappropriate modification. Return of any Products by Buyer must be approved in writing by Omron before shipment. Omron Companies shall not be liable for the suitability or unsuitability or the results from the use of Products in combination with any electrical or electronic components, circuits, system assemblies or any other materials or substances or environments. Any advice, recommendations or information given orally or in writing, are not to be construed as an amendment or addition to the above warranty.

See <http://www.omron.com/global/> or contact your Omron representative for published information.

Limitation on Liability: Etc.

OMRON COMPANIES SHALL NOT BE LIABLE FOR SPECIAL, INDIRECT, INCIDENTAL, OR CONSEQUENTIAL DAMAGES, LOSS OF PROFITS OR PRODUCTION OR COMMERCIAL LOSS IN ANY WAY CONNECTED WITH THE PRODUCTS, WHETHER SUCH CLAIM IS BASED IN CONTRACT, WARRANTY, NEGLIGENCE OR STRICT LIABILITY.

Further, in no event shall liability of Omron Companies exceed the individual price of the Product on which liability is asserted.

Suitability of Use.

Omron Companies shall not be responsible for conformity with any standards, codes or regulations which apply to the combination of the Product in the Buyer's application or use of the Product. At Buyer's request, Omron will provide applicable third party certification documents identifying ratings and limitations of use which apply to the Product. This information by itself is not sufficient for a complete determination of the suitability of the Product in combination with the end product, machine, system, or other application or use. Buyer shall be solely responsible for determining appropriateness of the particular Product with respect to Buyer's application, product or system. Buyer shall take application responsibility in all cases.

NEVER USE THE PRODUCT FOR AN APPLICATION INVOLVING SERIOUS RISK TO LIFE OR PROPERTY OR IN LARGE QUANTITIES WITHOUT ENSURING THAT THE SYSTEM AS A WHOLE HAS BEEN DESIGNED TO ADDRESS THE RISKS, AND THAT THE OMRON PRODUCT(S) IS PROPERLY RATED AND INSTALLED FOR THE INTENDED USE WITHIN THE OVERALL EQUIPMENT OR SYSTEM.

Programmable Products.

Omron Companies shall not be responsible for the user's programming of a programmable Product, or any consequence thereof.

Performance Data.

Data presented in Omron Company websites, catalogs and other materials is provided as a guide for the user in determining suitability and does not constitute a warranty. It may represent the result of Omron's test conditions, and the user must correlate it to actual application requirements. Actual performance is subject to the Omron's Warranty and Limitations of Liability.

Change in Specifications.

Product specifications and accessories may be changed at any time based on improvements and other reasons. It is our practice to change part numbers when published ratings or features are changed, or when significant construction changes are made. However, some specifications of the Product may be changed without any notice. When in doubt, special part numbers may be assigned to fix or establish key specifications for your application. Please consult with your Omron's representative at any time to confirm actual specifications of purchased Product.

Errors and Omissions.

Information presented by Omron Companies has been checked and is believed to be accurate; however, no responsibility is assumed for clerical, typographical or proofreading errors or omissions.