

PINS 1 & 2 CRIMPED

Material and Finish

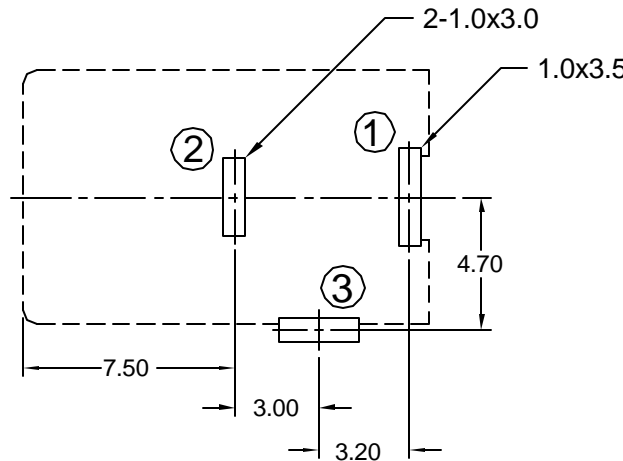
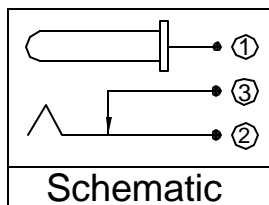
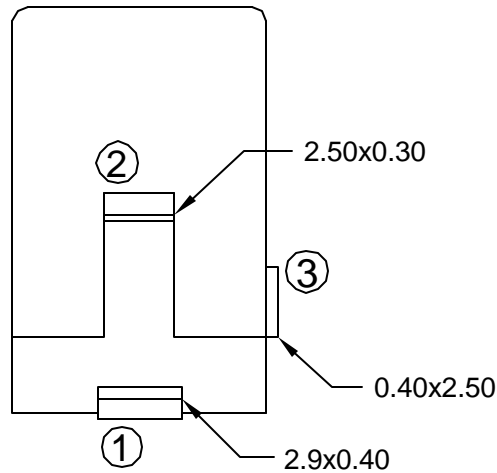
Body: PBT Thermoplastic
 UL94V-0, Color: Black
 Center Pin: Brass, Nickel Plated
 Contact #1: Brass, Tin Plated
 Contact #2: Phosphor Bronze, Tin Plated
 Contact #3: Brass, Tin Plated

Electrical Characteristics

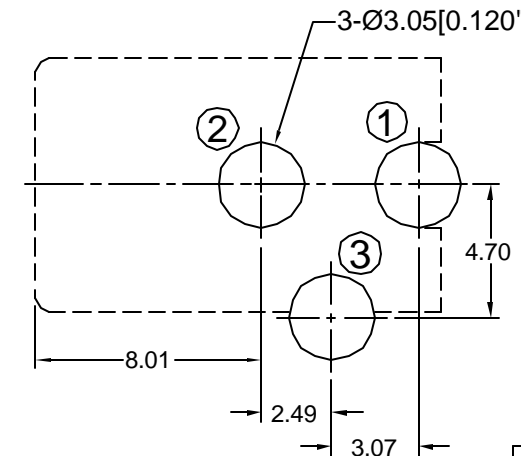
Contact Resistance
 Before Test
 Between Terminals: 30 milliohms Max.
 Plug to Contacts: 50 milliohms Max.
 After Test:
 Between Terminals: 60 milliohms Max.
 Plug to Contacts: 100 milliohms Max.
 Rated Voltage: 24V DC
 Rated Current: 3.5A
 5A at 20V Max.
 Insulation Resistance: 100 Megohms Min.
 at 500V DC

Mechanical Characteristics

Durability Test: 5000 cycles
 Insertion Force: 0.3kg-2.0kg
 Extraction Force: 0.3kg-2.0kg
 Operating Temp: -25°C to +85°C



Recommended PCB Layout
(Top View)



Alternate PCB Layout
(Top View)

Tolerances	
X.X ± 0.25	
X.XX ± 0.15	
Unless Stated	
Otherwise	



REV.	DATE	DESCRIPTION	REV. BY	CHK. BY	DRAWN BY	DATE
B	11/26/96	Add PCB Layout	J. Kring		J. Kring	10/18/94
B1	3/15/02	Ref. ECO 02-036	K. Wallace	K. Wallace		
B2	3/26/02	Ref. ECO 01-214	C. Leiva	C. Leiva		
B3	5/9/02	Corrections to ECO 02-036	K. Wallace	K. Wallace		
B4	4/9/03	ECO #02-128	C. Leiva	T. Gokcek		
B5	9/30/04	ECO #04-053	H. MA	C. Leiva		

KLD-0202-AC, KLD-0202-BC

DC Power Jack, Thru Hole
2.0 and 2.5mm Center Pins

