



HALF SIZE CRYSTAL CAN RELAY 2 AMPERE DPDT

**Series
2K-6600**

Product Description

A complete series of half crystal can hermetically sealed relays manufactured and qualified to the referenced CECC specifications. The leading relay design in military and commercial application is represented in Nuova Hi-G Italia 2K-6600 series relay. The product advanced design provides superior performance in the environmental and operational requirements of today's sophisticated equipment. Volume production coupled with continuing qualification programs, ensure product consistency and the highest degree of reliability. The following construction features ensure the highest reliability in extreme environments:

- All welded relay construction
- Cleaning and sealing techniques ensures maximum internal cleanliness
- Low level to 2 amperes switching
- 2 form C, DPDT contacts, special metal alloy with gold plating
- Frame, armature designs and force / mass ratio provides exceptional immunity to shock and vibration.

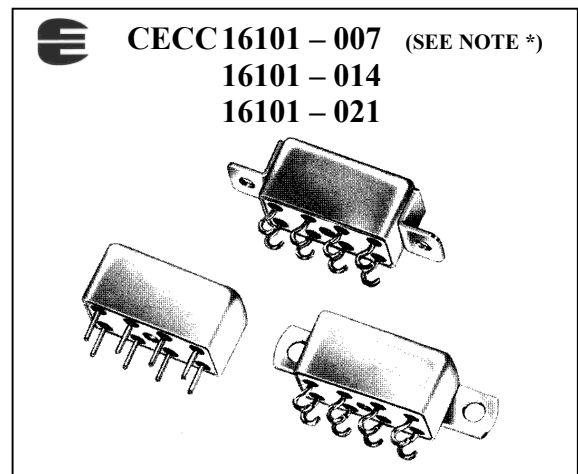
Series Type

- **2K-6600** 2 form C, DPDT

Contact Category		
Code	Light Duty Contact	Types
01	0,01 mA, 5 Vdc max.	007, 014, 021
02	0,01 mA, 0,01 Vdc max.	021

Environmental and Physical Specifications

Temperature (Ambient)	- 65°C to + 125°C
Shock	50 g, 11 msec., half sine wave
Vibration (sinusoidal)	20 g, 10 to 2000 Hz, 1,5 amplitude peak
Bump	40 g, 6 msec.
Sealing	All welded, Hermetic
Weight	0,46 oz. (13,0 grams) max.
Finish	Bright tin lead plated terminals and case



* NOTE:	- 007	ITALIAN FACTORY SPECIFICATION
	- 014	GERMAN / FRENCH FACTORY SPECIFICATION
	- 021	UK FACTORY SPECIFICATION
A part from the range and a few environmental tests, all specs. are identical. Nuova Hi-G Italia is the only company qualified to each / all country specs.		

Electrical Characteristics (over the Temperature range. Unless otherwise noted)

Coil Data	See Typical Characteristics chart		
Contact Rating	Type Load	Contact Load	Cycles min.
(Note: All ratings with grounded case)	Low Level	10 mA / 30 mV	1.000.000
	Resistive	2 A / 28 Vdc	100.000
	Overload	4 A / 28 Vdc	100
	Inductive	0,75 A / 28 Vdc (200 mH)	100.000
Contact Resistance	0,05 Ω max. initial, 0,2 Ω max. after life		
Operate Time	4,0 msec. max. at 25°C		
Release Time	4,0 msec. max. at 25°C		
Contact Bounce	2,5 msec. max. at 25°C. Series: 007, 014		3,0 msec. max. at 25°C. Series: 021
Dielectric Strength	500 Vrms min., 60 Hz, all points, at sea level		
Insulation Resistance	1.000 MΩ min. all points at 500 Vdc		
Intercontact Capacitance	2,5 pF typical		
Sensitivity	250 mW at pick-up, 1,0 W max., at nominal rated coil voltage, at 25 °C		



HALF SIZE CRYSTAL CAN RELAY 2 AMPERE DPDT

**Series
2K-6600**

Typical Characteristics

CECC Spec.	Coil Variant Code	Coil Voltage Vdc		Coil resistance Ω $\pm 10\%$ at 25 °C	Operated Voltage Vdc Max. at		Release Voltage Vdc			
		Rated	Max.		25°C	125°C	Non-release at		Must-release at	
							25°C	125°C	25°C	- 65°C
007	01	5,0	6,0	27	2,7	3,8	1,65	2,4	0,29	0,21
	02	6,0	7,0	37	-	5,0	-	2,5	-	0,40
	03		7,5	40	3,2	4,5	2,0	2,9	0,35	0,25
	04		7,2	40	3,6	-	-	-	0,30	-
	05		42	3,6	-	-	-	-	0,30	-
	06		7,0	47,5 ($\pm 15\%$)	-	5,0	-	2,5	-	0,40
	07		7,2	60	3,6	-	-	-	0,30	-
	08	12,0	14,0	120	7,2	-	3,6	-	1,2	-
	09		14,4	150	6,5	-	-	-	0,75	-
	10		150	7,2	-	-	-	0,60	-	
	11		14,0	150	-	10,0	-	5,0	-	0,8
	12		15,0	160	6,4	9,0	4,0	5,8	0,70	0,50
	13		14,0	190 ($\pm 15\%$)	-	10,0	-	5,0	-	0,8
	14	14,4	210	7,2	-	-	-	0,6	-	
	15		320	7,2	-	-	-	0,6	-	
	16		32,0	675	13,5	-	-	-	1,5	-
	17	26,5	30,0	700	-	22,0	-	12,0	-	1,5
	18		32,0	700	13,5	18,0	8,0	14,0	1,5	1,0
	19		30,0	935 ($\pm 15\%$)	-	22,0	-	12,0	-	1,5
	20	28,0	700	-	21,0	-	8,0	-	1,0	
	21		935 ($\pm 15\%$)	-	21,0	-	8,0	-	1,0	
	22	48,0	62,0	2500	25,0	-	-	-	2,5	-
	23		57,6	2500	28,8	-	-	-	2,4	-
	24		55,0	2600 ($\pm 15\%$)	-	40,0	-	20,0	-	2,5
	25		57,6	2800	28,8	-	-	-	2,4	-
	26	3500	28,8	-	-	-	-	2,4	-	
	27	24,0	32,0	675	14,4	-	-	-	1,2	-
	28		830	14,4	-	-	-	-	1,2	-
	29		1250	14,4	-	-	-	-	1,2	-
	30		700	14,4	-	-	-	-	1,2	-
31	5,0	-	40	3,0	-	-	-	0,25	-	
32	20,0	24,0	700	12,0	-	-	-	1,0	-	
33	6,0	7,2	40	3,3	-	-	-	0,35	-	
014	01	5,0	6,0	27	2,7	3,8	1,65	2,4	0,29	0,21
	02	6,0	7,5	37	3,2	4,5	2	2,9	0,35	0,25
	06		47,5	3,5	4,5	2	2,9	0,35	0,25	
	11	12,0	15	150	6,4	9	4	5,8	0,7	0,5
	13		190	7,0	9	4	5,8	0,7	0,5	
	17	26,5	32	700	13,5	18	8	12	1,5	1
	19		935	14,5	19	8	12	1,5	1	
	20	28,0	700	13,5	18	8	12	1,5	1	
21	935		14,5	19	8	12	1,5	1		
24	48,0	55	2600	28	36	16	23	2,8	2	
021	01	6,0	7,2	40	3,6	-	-	-	0,3	-
	02			42	3,6	-	-	-	0,3	-
	03			60	3,6	-	-	-	0,3	-
	04	12,0	14,4	150	7,2	-	-	-	0,6	-
	05			210	7,2	-	-	-	0,6	-
	06			320	7,2	-	-	-	0,6	-
	07	24,0	32,0	675	14,4	-	-	-	1,2	-
	08			830	14,4	-	-	-	1,2	-
	09			1250	14,4	-	-	-	1,2	-
	10	48,0	57,6	2500	28,8	-	-	-	2,4	-
	11			2800	28,8	-	-	-	2,4	-
	12			3500	28,8	-	-	-	2,4	-
	13	5,0	6,0	40	3,0	-	-	-	0,25	-
	14	24,0	32,0	700	14,4	-	-	-	1,2	-
	15	20,0	24,0	700	10,6	-	-	-	1,0	-



HALF SIZE CRYSTAL CAN RELAY 2 AMPERE DPDT

Series 2K-6600

Mounting Variants (007)	
01	
02	
03	
04	
05	
06	
07	
08	
09	

Mounting Variants (007)	
10	
11	
12	
13	
14	
15	
16	
17	
<p>Note:</p> <ul style="list-style-type: none"> - Can dimensions shown in ref. 01, apply to all variants - Dimensions are in inches (millimetres), tolerance $\pm 0,25$ unless otherwise stated 	



HALF SIZE CRYSTAL CAN RELAY 2 AMPERE DPDT

Series 2K-6600

Mounting Variants (014)	
01	
02	
03	
04	
05	
06	

Mounting Variants (021)	
01	
02	
03	

Mounting Variants (014)	
07	
09	
14	
15	
16	
17	

Mounting Variants (021)	
04	
05	

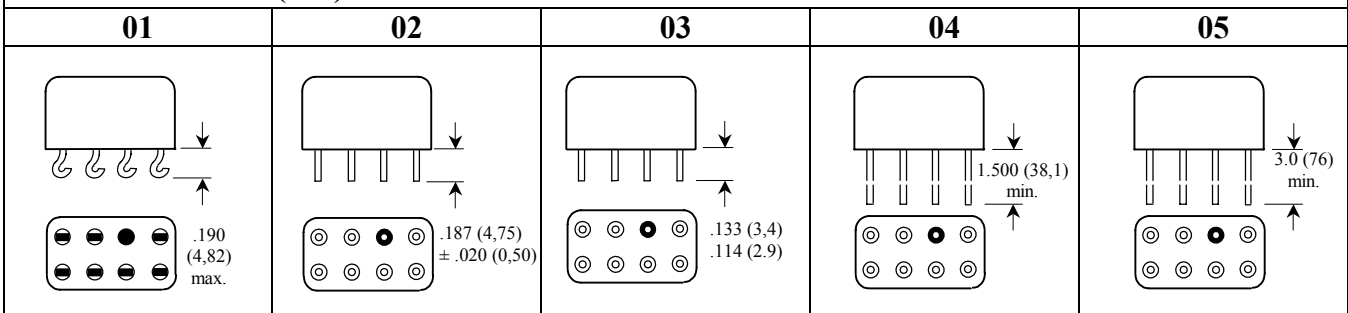
Note:
 - Can dimensions shown in ref. 01, apply to all variants
 - Dimensions are in inches (millimetres), tolerance $\pm 0,25$ unless otherwise stated



HALF SIZE CRYSTAL CAN RELAY 2 AMPERE DPDT

**Series
2K-6600**

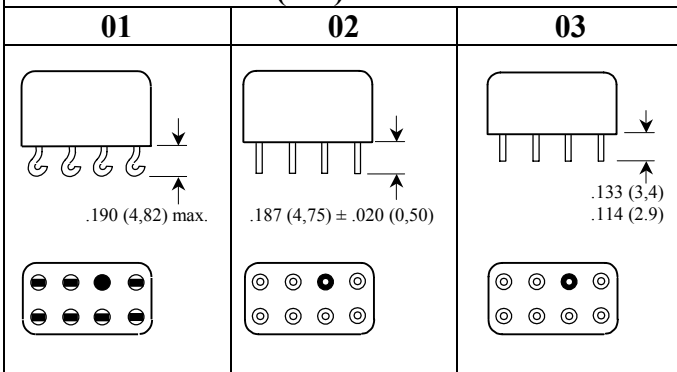
Terminal Variants (007)



Note:

- Dimensions are shown in inches (millimetres)
- Terminal spacing is .200 (5,08). Terminal diameter is .030 (0,76) + .003 (0,07) - .002 (0,05)

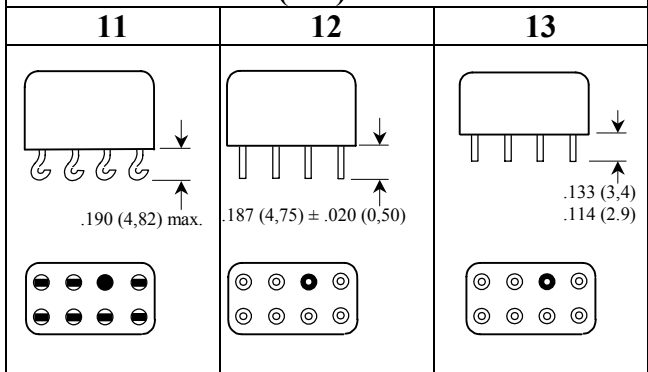
Terminal Variants (014)



Note:

- Dimensions are shown in inches (millimetres)
- Terminal spacing is .200 (5,08)
- Terminal diameter is .030 (0,76) + .003 (0,07) - .002 (0,05)

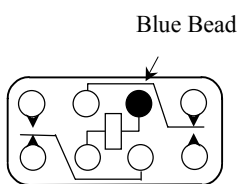
Terminal Variants (021)



Note:

- Dimensions are shown in inches (millimetres)
- Terminal spacing is .200 (5,08)
- Terminal diameter is .030 (0,76) + .003 (0,07) - .002 (0,05)

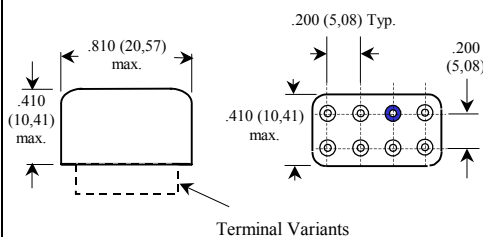
Schematic Diagram



Note:

- Schematics are viewed from terminals

Outline Dimensions

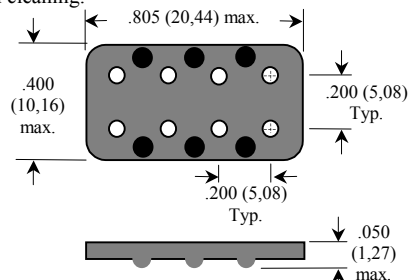


Note:

- Dimensions are shown in inches (millimetres)

Spacer Pad

Relays can be supplied with a spacer pad epoxied to the relay header, to prevent the possible shorting of printed circuit board land lines and to facilitate circuit board cleaning.



Note:

- Dimensions are shown in inches (millimetres)

How to Order

CECC Specification No.	CECC 16101	- 021	- 01	- 15	- 04	- 12	P	Spacer Pad (optional, only for 007 & 014)
Type Code (CECC registration No.)								Terminal Variant
Contact Code (applicable only for 021)								Mounting Variant
Coil Variant								