


# Series CB/CFT


.375" (3/8") 9.52mm Center-to-Center Spacing

**Current Rating:** CSA & UL :15A for Wire Binding Screws and  
CSA & UL :15A for Quick Connects  
CSA & UL :10A, for Wire Clamps

**Voltage Rating:** CSA – 300V  
*Screw Terminals:*  
UL – 600V – Limited Energy Devices  
UL – 300V – General Industrial  
*Quick Connects:*  
UL – 125V – General Appliance

**Breakdown Voltage:**  
Terminal - Terminal 7,000 Typ.  
Terminal - Ground 6,000 Typ.

 **Recognized under the Components Program of Underwriters Laboratories, Inc. Standard 1059, Guide No. XCFR2, File No. E62557.**

 **Guide No. 22.2 No. 158, Report No. LR39186-1. Complies with IEC 947-7-1**

**No. of Terminals:** 1 through 26

**Tightening Torque:**  
Wire Binding Screw 12 in.-lb.  
Wire Clamps 20 in.-lb.

**Terminal Flexibility** – External terminals available in two No. 2-56 screw designs. Internal terminals include an .047" diameter printed circuit pin, and turret-type solder pins.

**Housing:**  
Material Thermoplastic Polyester  
Continuous Use  
Temp. (UL Index) 140°C (284°F)  
Flammability Rating UL 94V-0

**Terminals:** Solid Brass  
Solder style terminals are plated with high-purity tin for optimum solderability.



## Features:

- **Compact Barrier-Type Design** – Especially suited for electronic and control feed-thru applications where space saving is required.
- **Fully Insulated Feed-Thru, Disconnect, Printed Circuit or Surface Connection.**
- **Improved High Barrier-Type Design** – Meets industrial control clearance and creepage requirements set by UL.
- **Suitable for High Moisture and Dust Environments** – Blocks are made of break resistant, black thermoplastic.
- **Solid Construction** – Terminals are molded in place with precision machined brass inserts which will not twist, virtually eliminating broken solder joints while providing a full mechanical thread system.
- **Broad Wire Range** – No. 6-32 external terminal screw UL recognized for No. 22AWG to No. 12AWG.
- **Recognition and Listing** – UL recognized and CSA certified.

## Part Number

### How to Order

CFT Series terminal blocks are ordered by listing designation followed by the number of poles required for the application. Example: Type CFT 10-pole block becomes stock number CFT-10.

Suffixes are used as follows:

W denotes model with wire clamp replacing external screw terminal

C denotes model less mounting positions

To specify quick-connect terminals, simply add the style number required.

May be purchased factory-assembled or as customer-installed accessory.

The CFT-10 described above with wire clamp less mounting positions thus converts to stock number CFTWC-10.

### INTERNAL TERMINAL DESIGNATIONS

- CBP Printed circuit board design with .062" diameter tin-plated brass pin
- CBFT Tin-plated brass turret-type solder pin
- CFT Tin-plated brass turret-type solder pin, Insulated
- CFTP Printed circuit board design with .062" diameter tin-plated brass pin, Insulated
- CFTQ .250" quick connect tab terminal

### EXTERNAL TERMINAL DESIGNATIONS

- CBP, CBFT, CFT, CFTP, Screw terminal with No. 6-32 plated steel\* screw accepting wire up to No. 12AWG
- CBPW, CFTW, 6-32 combo head screw with
- CBFTW, CFTPW, Captivated traveling wire clamp (STEEL ONLY)

CFTQW, CBDRW

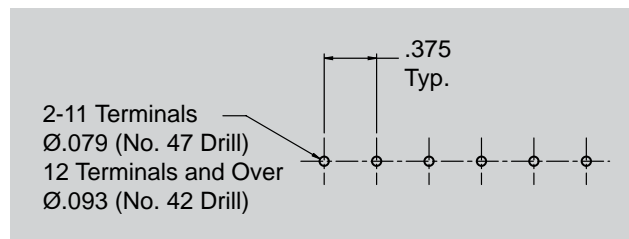
\* Other materials available – contact Curtis sales or your local representative for additional information.

## Specifications

Series CB/CFT With Mounting Ends		Without Mounting Ends				
Number of Terminals	Dimensions					
	B ± .031 Mounting Dimensions (M.D.)		A ± .031 Overall Dimensions (O.D.)		C ± .031 Less Mounting Positions	
	Inches	Metric (mm)	Inches	Metric (mm)	Inches	Metric (mm)
1	.750	19.05	1.062	26.98	.437	11.11
2	1.125	28.57	1.437	36.51	.812	20.63
3	1.500	38.10	1.812	46.03	1.187	30.16
4	1.875	47.62	2.187	55.56	1.562	39.68
5	2.250	57.15	2.562	65.08	1.937	49.21
6	2.625	66.67	2.937	74.61	2.312	58.73
7	3.000	76.20	3.312	84.13	2.687	68.26
8	3.375	85.72	3.687	93.66	3.062	77.78
9	3.750	95.25	4.062	103.18	3.437	87.31
10	4.125	104.77	4.437	112.71	3.812	96.83
11	4.500	114.30	4.812	122.23	4.187	106.36
12	4.875	123.82	5.187	131.76	4.562	115.88
13	5.250	133.35	5.562	141.28	4.937	125.41

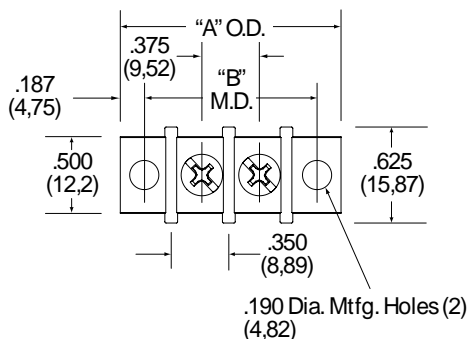
Series CB/CFT With Mounting Ends		Without Mounting Ends				
Number of Terminals	Dimensions					
	B ± .031 Mounting Dimensions (M.D.)		A ± .031 Overall Dimensions (O.D.)		C ± .031 Less Mounting Positions	
	Inches	Metric (mm)	Inches	Metric (mm)	Inches	Metric (mm)
14	5.625	142.87	5.937	150.81	5.312	134.93
15	6.000	152.40	6.312	160.33	5.687	144.46
16	6.375	161.92	6.687	169.86	6.062	153.98
17	6.750	171.45	7.062	179.38	6.437	163.51
18	7.125	180.97	7.437	188.91	6.812	173.03
19	7.500	190.50	7.812	198.43	7.187	182.56
20	7.875	200.02	8.187	207.96	7.562	192.08
21	8.250	209.55	8.562	217.48	7.937	201.61
22	8.625	219.07	8.937	227.01	8.312	211.13
23	9.000	228.60	9.312	236.53	8.687	220.66
24	9.375	238.12	9.687	246.06	9.062	230.18
25	9.750	247.65	10.062	255.58	9.437	239.71
26	10.125	257.17	10.437	265.11	9.812	249.23

### PC BOARD DRILLING DIMENSIONS



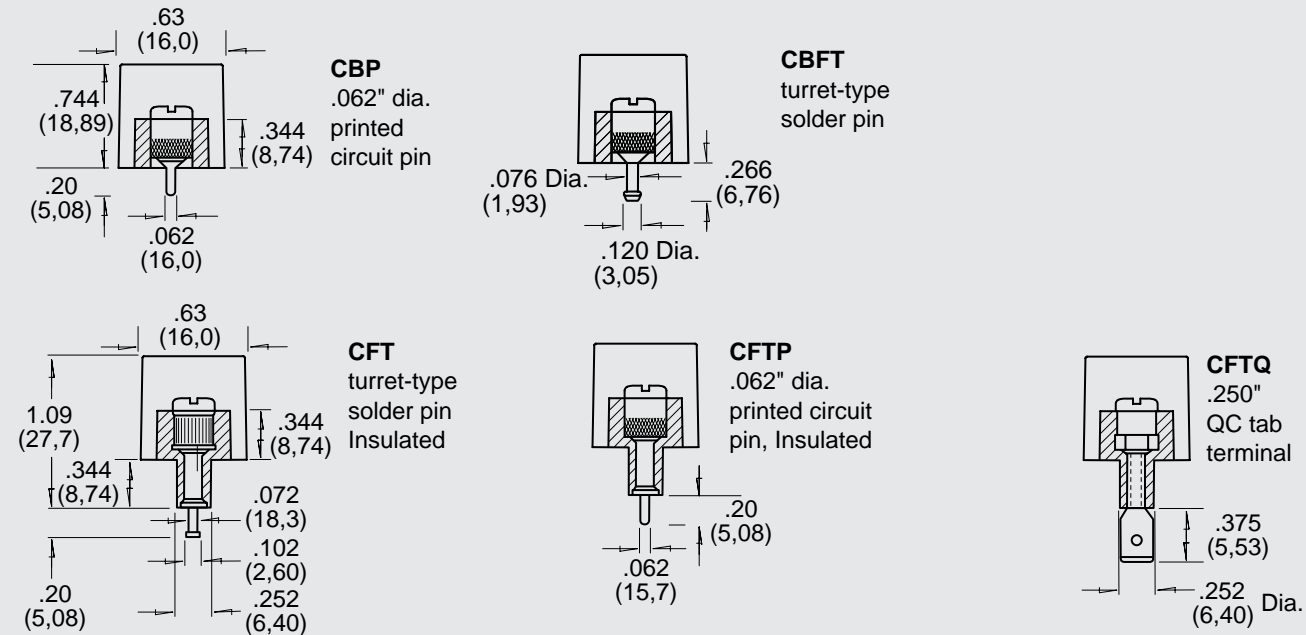
### Series CB/CFT Dimensions

Dimensions shown are ± 0.030"




## Variations

## SERIES CB/CFT VARIATIONS



NOTE: Consult Curtis Sales for minimums

## Variations

**MARKING STRIPS (0882960XX)**

CB/CFT – Pre-punched black fiber mounts under block. May be imprinted to customer specifications.  
To order, specify: Part No. 278A10-1 through 26 (with mounting hole); Part No. 278A36-1 through 26 (less mounting hole).

**COVERS (0194XX000)**

CB/CFT – Rigid .030" thick self-extinguishing vinyl. Black matte-finished on both sides. May double as marking strip when imprinted with white ink. Complete with spring clips for attaching to mounting positions.

Part No. 278B27-1 through 26 terminals

**TERMINAL BLOCK JUMPERS (068434610)**

CB/CFT – Jumper is constructed of plated brass. "Rooster comb" design permits connections of two to 10 poles.  
To order, specify; Part No. 278-A11 (plus no. of poles).

Example: 278-A11-10, 10 Pole Jumper

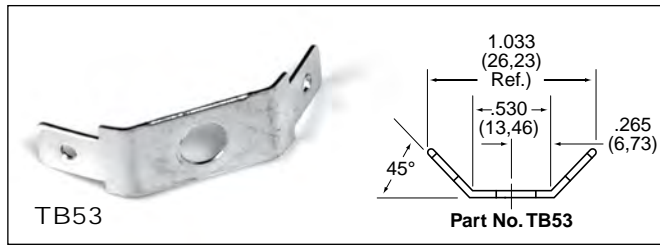
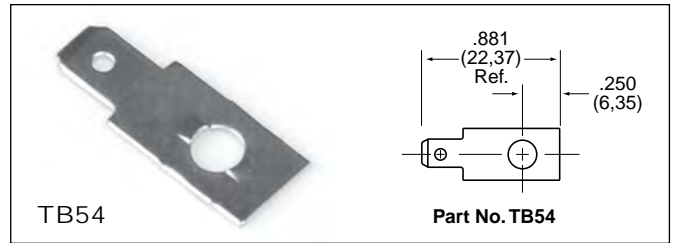
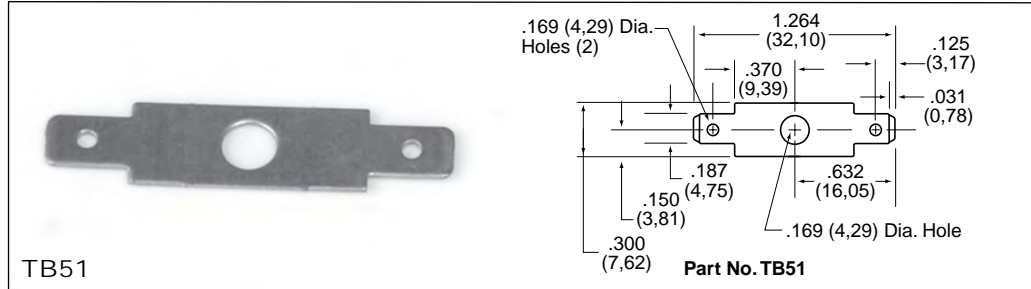
**WIRE CLAMP**

CB/CFT – Wire clamp captivated to No. 6-32 screw eliminates need for lugs. Accepts No. 14AWG wire. Part No. 058523700  
Terminal blocks are normally supplied with No. 6-32 combo head screws. Other styles and materials upon special order.

## Accessories

### QUICK-CONNECT TERMINALS

CB/CFT – Available with .187" x .020" quick-connect tabs of tin-plated brass, held in place by terminal screws. Four styles, one to six terminations per pole. Factory-assembled or customer installed.



**TINNERMAN NUT**  
 CFT – for speed mounting of terminal blocks less mounting position.  
 Part No. TN-375.

