

Description

- For 1/4" x 1-1/4" and 5mm x 20mm fuses
- All holder bodies have the option of using 1/4" x 1-1/4" or 5mm x 20mm carriers
- Withstands 15 to 20 lbs-in torque to mounting nut when mounting fuseholder to panel
- Maximum panel thickness 0.300 inches
- Tin-plated brass terminals
- High temperature, flame retardant, Thermoplastic meets UL 94 VO
- High and low profile mounting versions

Ordering

- Specify product code, body code, terminal code, carrier code, option feature code and packaging code



Approvals

- UL Recognized Card: IZLT2, E14853
- CSA Component Acceptance Card: Class 6225-01, File 47235

Environmental Data

- Temperature Rating (RTI): The mounting body for all devices has a temperature rating of 140°C. The caps for these devices are molded plastic with a temperature rating of 75°C.

SPECIFICATIONS			
Product Code	Fuse Size	Voltage Rating AC	Current Rating AC*
HTB	1/4" x 1-1/4"	250V	20A
HTB	5mm x 20mm	250V	16A

* As recognized by UL.

Body Options			
Type	Code	Profile	Lock
Knob	2	Low	Rear Hex Nut
	4	High	Rear Hex Nut
	6	High	Front Hex Nut
	8	Low	Snap-In
Slotted	3	Low	Rear Hex Nut
	5	High	Rear Hex Nut
	9	Low	Snap-In

Terminal Options		
Code	Size	Option
2	3/16" Quick Connect	In-Line
4	3/16" Quick Connect	Right Angle
6	1/4" Quick Connect	In-Line
8	1/4" Quick Connect	Right Angle

Carrier Options		
Code	Fuse Size	Feature
I	1/4" x 1-1/4"	Knob or Slotted
M	5mm x 20mm	Knob or Slotted

Additional Options		
Code	Description	Body Type
L	Lock Washer	All
SP	Splash Proof	Body Codes (2, 4, 6 & 8)

Maximum Panel Thickness		
Knob Type Carrier	Inch	Millimeters
HTB-2	0.30	7.62
HTP-3	0.30	7.62
HTB-4	0.125	3.18
HTB-5	0.125	3.18
HTB-6	0.30	7.62
HTB-8	0.125	3.18
HTB-9	0.125	3.18

Maximum Temperature Rise			
Catalog Symbol	Fuse Size	Ambient Temperature	Temperature Rise (C)*
HTB (with FTI)	1/4" x 1-1/4"	24	48
HTB (with FTM)	5mm x 20mm	25	43
HTB (with STI)	1/4" x 1-1/4"	24	39
HTB (with STM)	5mm x 20mm	24	57

* Temperature rise as noted by UL.

Replacement Parts

HTB-2, -3, -4, -5 and -8

HTB-6



BK/1A4287-1
Plastic Nut

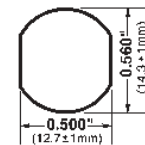
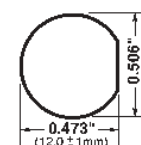
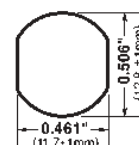


BK/1A3322
Metal Nut

Mounting Dimensions

HTB-2, -3, -4, -5, and -6

HTB-8, and -9

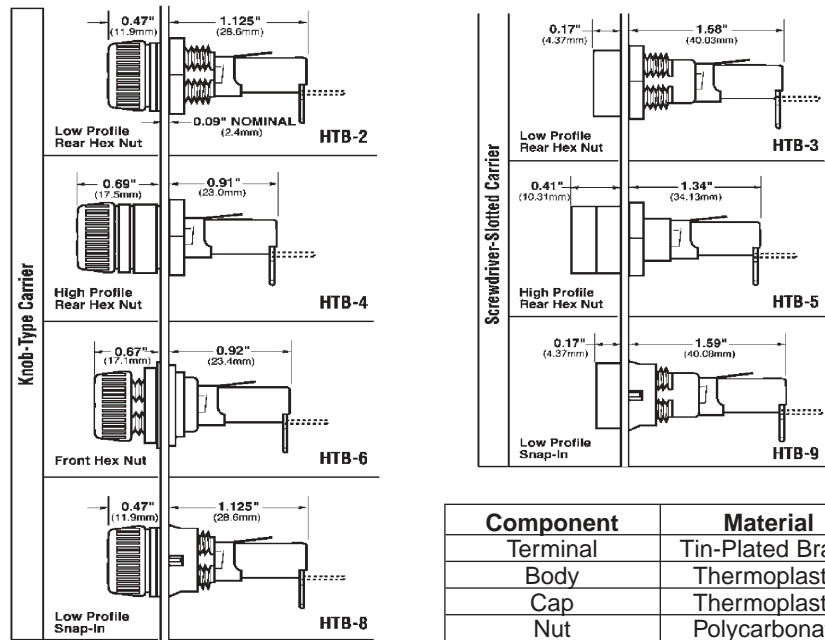


Dimensions and Construction

Drawing Not to Scale

HTB Carrier Series

- Common Dimensional Data: Length
- Knob Type – 1.69" (42.9mm) Plus In-Line Terminal
- Screwdriver Slotted – 1.75" (44.5mm) Plus In-Line Terminal



Component	Material
Terminal	Tin-Plated Brass
Body	Thermoplastic
Cap	Thermoplastic
Nut	Polycarbonate

PACKAGING CODE	
Packaging Code	Description
Blank	10 pieces of fuseholders packed into a carton
BK	100 pieces of fuseholders packed into a cardboard shelf package